




MULTIPLE CONFIGURATION PCB HEADERS & RECEPTACLES



✓ Active

[↓](#) **PRODUCT DRAWING**
English

[↓](#) **3D PDF**

TE CONNECTIVITY (TE)

MOD 2 PINHDR 1X14P.

AMPMODU | AMPMODU Headers

1-825433-4

TE Internal Number: 1-825433-4

Always EU RoHS/ELV Compliant

Applies To **Printed Circuit Board**

Connector Style **Plug**

Centerline **2.54 mm [.1 in]**

Number of Positions **14**

Header Type **Breakaway**

Product Drawings

AMPMODU II PIN HEADER

PDF
English

CAD Files

Customer View Model

2D_DXF.ZIP
English

Customer View Model

3D_IGS.ZIP
English

Customer View Model

3D_STP.ZIP
English

3D PDF

PDF
English

Please review product documents or [contact us](#) for the latest agency approval information. Please Note: Use the Product Drawing for all design activity.

Product Type Features

Applies To

Printed Circuit Board

Connector Style

Plug

PCB Mounting Orientation

Vertical

Connector Type

Header

Row-to-Row Spacing

2.54 mm [.1 in]

Stabilizers

Without

Strain Relief


Without

	Board Standoff	Without
	Profile	Standard
	Product Type	Connector
	Gasket	Without
Configuration Features	Number of Positions	14
	Number of Rows	1
	Keyed	No
	Selectively Loaded	No
Electrical Characteristics	Dielectric Withstanding Voltage	750 Vrms
Body Features	Header Type	Breakaway
	Post Size	.64 mm [.025 in]
Contact Features	Contact Protection	Without
	Contact Shape	Square
	Contact Type	Pin
	Contact Base Material	Brass, CuZn
	Contact Mating Area Plating Thickness (µin)	31.5
	Solder Tail Contact Plating Material	Tin over Nickel
	Contact Mating Area Plating Material	Gold
	Contact Current Rating (A)	5
Termination Features	Termination Post Length	3.2 mm [.1259 in]
	Termination End Plating Material	Tin
	Termination End Plating Thickness (µm)	2.5
	Termination Method to PC Board	Through Hole
Mechanical Attachment	PCB Mounting Style	Through Hole
	PCB Mount Retention	Without
	Panel Mount Retention	Without
	Mating Alignment	Without
	Mating Connector Lock	Without
Housing Features	Centerline	2.54 mm [.1 in]
	Housing Color	Green

	Housing Color	Green
	Housing Material	PBT GF, PBT GV
Dimensions	Mating Post Length	6.7 mm [.264 in]
Usage Conditions	Operating Temperature Range (°C)	-65 – 105
	High Temperature Housing	No
Operation/Application	High Speed Serial Data Connector	No
Industry Standards	UL Flammability Rating	UL 94V-0
	Approved Standards	CSA LR7189, UL E28476
Packaging Features	Packaging Quantity	500
	Packaging Method	Package
Other	Comment	With strain relief.
Product Compliance	Statement of Compliance PDF	
	VIEW ALL PRODUCT COMPLIANCE	

CUSTOMERS ALSO BOUGHT

MULTIPLE CONFIGURATION
PCB HEADERS & RECEPTACLES




02 MODII HDR DRST B/A
W/HD
104351-1

Save to List

Find Similar Products

BNC CONNECTORS

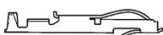


BNC Ins Str PCB Skt
50Ohm White
1-1337541-0

Save to List

Find Similar Products


WIRE-TO-BOARD CONNECTOR
CONTACTS



TWIN LF CONT IS 20-24 AU
583853-4

Save to List

Find Similar Products



V23061B1005A501=MI
NISTARKSTROM
V23061B1005A501

Save to List

Find Similar Products