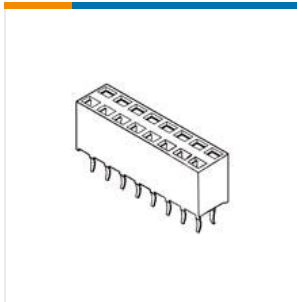




BOARD-TO-BOARD HEADERS & RECEPTACLES



✓ Active

↓ **PRODUCT DRAWING**
English

↓ **3D PDF**

TE CONNECTIVITY (TE)

2X10P HV100 REC CON. TE, 7.0MM

[AMPMODU](#) | [AMPMODU](#)

1-215307-0

TE Internal Number: 1-215307-0

[Always EU RoHS/ELV Compliant](#)

Connector Style **Receptacle**

Centerline **2.54 mm [.1 in]**

Number of Positions **10**

Contact Mating Area Plating Material **Gold**

Contact Mating Area Plating Thickness (µin) **30**

Product Drawings

[HV 100 VERTICAL CONNECTOR DUAL ROW, 7,0mm HEIGHT, TOP ENTRY, GOLD, MAX. 2X36 POSITIONS](#)

PDF
English

CAD Files

[3D PDF](#)

PDF
3D

[Customer View Model](#)

2D_DXF.ZIP
English

[Customer View Model](#)

3D_IGS.ZIP
English

[Customer View Model](#)

3D_STP.ZIP
English

Product Specifications

Product Specification

[Connector System HV-100](#)

TIF
German

[Connector System HV-100](#)

PDF
German

Please review product documents or [contact us](#) for the latest agency approval information. Please Note: Use the Product Drawing for all design activity.

Product Type Features

Connector Style

Receptacle

PCB Mounting Orientation

Vertical

Row-to-Row Spacing (mm)


2.54

	Row-to-Row Spacing (mm)	2.54
	Profile	Standard
	Applies To	Printed Circuit Board
	Product Type	Connector
	Boss	Without
	Series	AMPMODU, HV-100
	Sealed	No
	Connector Type	Connector Assembly
Configuration Features	Number of Positions	10
	Number of Rows	2
	Stackable	Yes
Contact Features	Contact Mating Area Plating Material	Gold
	Contact Mating Area Plating Thickness (µin)	30
	Contact Shape	Square
	Contact Current Rating (A)	3
	Contact Type	Socket
	Solder Tail Contact Plating Material	Tin
	Solder Tail Contact Plating Thickness	2.5 µm [98.425 µin]
	Contact Base Material	Phosphor Bronze
Termination Features	Termination Method to PC Board	Through Hole - Solder
	Termination Post Length	3.1 mm [.122 in]
Mechanical Attachment	PCB Mount Retention	With
	PCB Mount Retention Type	Retention Solder Tails
Housing Features	Centerline	2.54 mm [.1 in]
	Housing Material	Polyester - GF
	Housing Color	Green
	Housing Entry Style	Closed Bottom, Closed Entry, Top
Dimensions	Tail Length	3.1 mm [.122 in]
	Height	7 mm [.276 in]
	PCB Thickness (Recommended) (mm)	1.6

Usage Conditions	Operating Temperature Range (°C)	-55 – 105, -65 – 125
Operation/Application	Pick and Place Cover	Without
	Assembly Process Feature	Board Standoff
	For Use With	Header Assembly
Industry Standards	UL Flammability Rating	UL 94V-0
	MIL-C-55032	No
Packaging Features	Packaging Quantity	72
Product Compliance	Statement of Compliance PDF	
	VIEW ALL PRODUCT COMPLIANCE	

CUSTOMERS ALSO BOUGHT

TERMINAL BLOCK HEADERS & RECEPTACLES




4POS 5.0MM CE VRT HDR, TRM BLK
796642-4

Save to List

Find Similar Products

TACTILE SWITCHES




FSM2JSMLTR=TACT SWITCH, SMT, T&R
FSM2JSMLTR

Save to List

Find Similar Products

SURFACE MOUNT RESISTORS




CRG0805 1% 1K0
CRG0805F1K0

Save to List

Find Similar Products

SURFACE MOUNT RESISTORS



CRG0805 1% 270R
CRG0805F270R

Save to List

Find Similar Products