

Working with clear visibility

Screwless connectors in the field of house installations are used countless times every day. Although this is routine work it requires a lot of diligence in installing the connectors. A tight and secure fitting is indispensable for a failure-free long-life operation. Less care may otherwise result in damage and overheating, worst case causing a very hazardous situation like a fire. The transparent housings of the new HelaCon Plus connector series allows a fast and easy optical control whether the conductor fits to the catch. This is a non negligible factor for safety and will expedite acceptance tests of the complete electrical installation.

Newly developed double spring technology

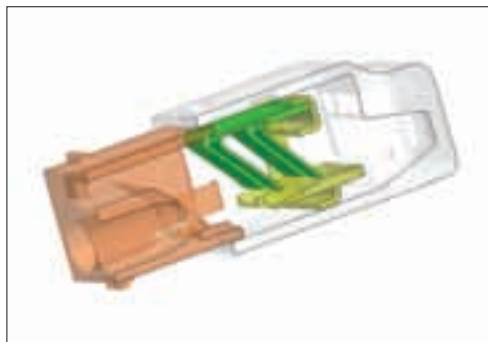
The more connectors that are used for wiring a connection the more important it is to handle and process them very easily and conveniently. Along with a secured fitting this was the upmost aim of the development of the double spring technology. Both springs have major roles to play. The first one allows very low push-in forces that is especially helpful when using soft conductors. The second spring secures the fixing very tightly. This results in a comfortable use of the connectors and maximum safety at the same time.

Different wire types


The low push-in forces allow the use of both solid and stranded (up to 7 strands) wires with HelaCon Plus. The first spring is designed for easy entry while the second spring fixes the conductor perfectly. Please note that HelaCon Plus is not designed for fine-stranded wires.



Easy push-in, safe fitting and optical check due to newly developed double spring.



Sectional drawing of HelaCon Plus.



View through the housings shows the double spring.

HelaCon Plus

Features and Benefits

HelaCon Plus is a sophisticated push-in wire connector for professional cable connections in electrical housing applications. The newly developed double spring allows easy processing and will support installers especially in tricky situations like overhead work. This ensures proper fixing that can optically be checked through the transparent housings. Different colour codes provide a comfortable identification of the different connectors. A separate voltage test entry on the front guarantees safety during application, installation and maintenance.

Application

The HelaCon connectors are used for fast, easy and reliable connection and distribution of cable and conductors in the field of electrical housing applications.

Application Method

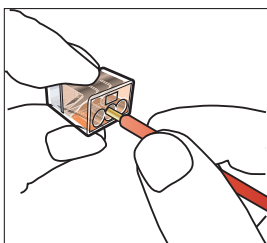
- Make sure that power is turned off before installation
- Solid and stranded copper conductors can be used
- Strip them off approximately 11 mm
- Insert them completely into the connector
- Use voltage tester via separate test entry
- To change or correct a wire, hold and twist it alternatively left and right while pulling the connector



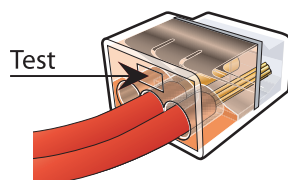
A huge variety of connectors from 2 to 8 poles is available according to the application. The transparent housings allow a quick and easy checking of the conductor fitting.



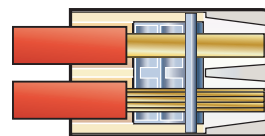
HelaCon Plus - newly developed double spring technology.



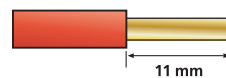
The double spring allows easy push-in of the conductor.



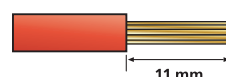
A separate test entry on the front allows the use of a voltage meter.



Solid 0.5 - 2.5 mm²



Stranded 0.5 - 2.5 mm²



Fine Stranded

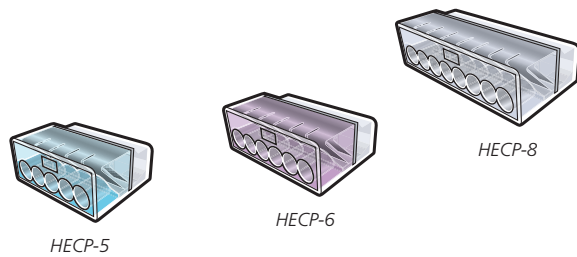
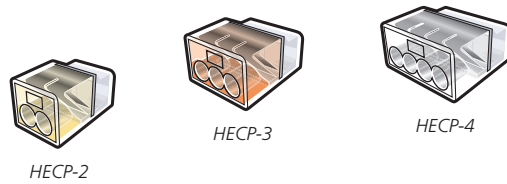




HECP-3.



HECP-5.



Material Data



Material Housing	Polycarbonate (PC)
Material Plated Brass	Brass Tinned
Material Spring Plate	Stainless Steel
Max Current	24A
Max Voltage	450V (VDE) 600V (cULus)
Wire Range (cULus)	AWG 12 to 22 solid/stranded
Wire Range (VDE)	0.5 to 2.5mm² solid/stranded (max 7 cores)
Stripping Length	11mm
Flammability	UL94 V0
Operating Temperature	-30°C to +110°C (VDE), -30°C to +105°C (cULus)
Specification	VDE, NEMKO, SEMKO, FIMKO, DEMKO, KEMA-KEUR, CE, cULus

Technical Table

Article-No.	Type	Colour	Number of Conductors	Width (W)	Height (H)	Depth (D)	Pack Cont.
148-90000	HECP-2	Transparent (CL), Yellow (YE)	2	11.75	10.45	19.00	100
148-90001	HECP-3	Transparent (CL), Orange (OG)	3	15.90	10.45	19.00	100
148-90002	HECP-4	Transparent (CL)	4	20.05	10.45	19.00	75
148-90003	HECP-5	Transparent (CL), Blue (BU)	5	24.20	10.45	19.00	50
148-90004	HECP-6	Transparent (CL), Violet (VT)	6	28.35	10.45	19.00	50
148-90005	HECP-8	Transparent (CL), Grey (GY)	8	36.65	10.45	19.00	40

All dimensions in mm. Subject to technical changes.



Please Note for Product Specific Approvals please refer to the Appendix