

SAC-4P-M12MSD/15,0-933


Order No.: 1524336



<http://eshop.phoenixcontact.de/phoenix/treeViewClick.do?UID=1524336>

Bus system cable, 4-position, PVC, Green RAL 6018, shielded, Plug, straightLink:M12, D-coded, on Free conductor end, Cable length: 15 m



Commercial data	
GTIN (EAN)	 4 046356 021418
Note	Made-to-order
sales group	D117
Pack	1 pcs.
Customs tariff	85444290
Catalog page information	Page 264 (AX-2011)

Product notes

WEEE/RoHS-compliant since:
10/11/2005



<http://www.download.phoenixcontact.com>
Please note that the data given here has been taken from the online catalog. For comprehensive information and data, please refer to the user documentation. The General Terms and Conditions of Use apply to Internet downloads.

Technical data

General data	
Note	This product corresponds to the PROFINET Cabling and Interconnection Technology Guideline for PROFINET regulations, version 2.00, order no: 2.252, Chapter 8.2 Connectors for Outside Environment (Balanced cabling)
Rated current at 40°C	4 A
Rated voltage	250 V

Number of positions	4
Volume resistance	$\leq 5 \text{ m}\Omega$
Insulation resistance	$\geq 100 \text{ M}\Omega$
Length of cable	15 m
Stripping length of the free conductor end	50 mm
Ambient temperature (operation)	-25 °C ... 90 °C (Male connector / female connector)

General characteristics

Coding	D - data
Surge voltage category	II
Pollution degree	3
Degree of protection	IP65/IP67/IP69K
Insertion/withdrawal cycles	≥ 100
Contact material	CuSn
Contact surface material	Ni/Au
Contact carrier material	PA 66
Material of grip body	TPU, hardly inflammable, self-extinguishing
Material, knurls	Zinc die-cast, nickel-plated
Status display	No

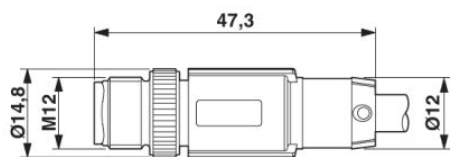
Conductor data

Cable type	PROFINET
Cable type (abbreviation)	93B
Cable structure	1x4xAWG22/7; SF/Q
Conductor cross section	0.34 mm ²
AWG signal line	22
Conductor structure signal line	7x 0.25 mm
Core diameter including insulation	Approx. 1.5 mm
Thickness, insulation	Approx. 0.9 mm (Outer cable sheath)
External cable diameter	6.50 mm
Wire colors	White, yellow, blue, orange
External sheath, color	Green RAL 6018
Insulation resistance	min. 0.5 G Ω *km
Conductor resistance	$\leq 120 \Omega/\text{km}$
Transmission characteristics (category)	CAT5 (IEC 11801:2002), CAT5e (TIA 568B:2001)
Working capacitance	52 pF

Wave impedance	100 Ω ± 15 Ω (At 1- 100 MHz)
Signal runtime	5.3 ns/m
Coupling resistance	max. 20.00 mΩ/m
Test voltage Core/Core	2000 V
Test voltage Core/Shield	2000 V
Type of pair shielding	Aluminum-lined polyester foil
Overall twist	Star quad
Shielding	Tinned copper braided shield
Outer sheath, material	PVC
Material, inner sheath	PVC
Material conductor insulation	PE
Conductor material	Tin-plated Cu litz wires
Cable weight	67 kg/km
Smallest bending radius, fixed installation	min. 19.5 mm (cable, fixed installation)
Smallest bending radius, movable installation	min. 45.5 mm (cable, flexible installation)
Flame resistance	IEC 60332-1


Diagrams/Drawings

Dimensioned drawing



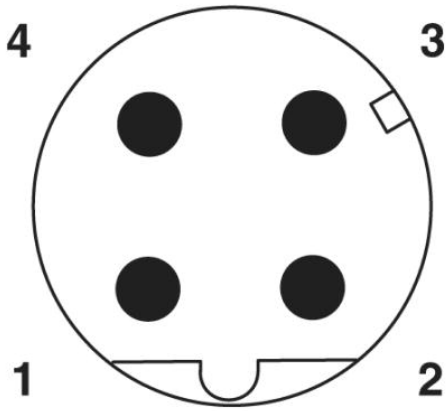
M12 x 1 male connector, straight, shielded

Circuit diagram



Contact assignment of the M12 connector

Schematic diagram



Pin assignment M12 male connector, 4-pos., D-coded, male side

Address

PHOENIX CONTACT Inc., USA
586 Fulling Mill Road
Middletown, PA 17057, USA
Phone (800) 888-7388
Fax (717) 944-1625
<http://www.phoenixcon.com>



© 2011 Phoenix Contact
Technical modifications reserved;