

Bus system cable - SAC-5P-MSB/15,0-900 SCO - 1517903

Please be informed that the data shown in this PDF Document is generated from our Online Catalog. Please find the complete data in the user's documentation. Our General Terms of Use for Downloads are valid (<http://phoenixcontact.com/download>)



Bus system cable, INTERBUS (16 Mbps), 5-position, PUR halogen-free, green RAL 6017, shielded, Plug straight M12 SPEEDCON, B-coded, on free cable end, Cable length: 15 m



Key Commercial Data

Packing unit	1 pc
GTIN	 4 017918 968021
Weight per Piece (excluding packing)	1031.9 g
Custom tariff number	85444290
Country of origin	Poland

Technical data

Dimensions

Length of cable	15 m
Stripping length of the free conductor end	50 mm

Ambient conditions

Ambient temperature (operation)	-25 °C ... 90 °C (Plug / socket)
Degree of protection	IP65
	IP67

General

Rated current at 40°C	4 A
Rated voltage	60 V
Number of positions	5
Insulation resistance	≥ 100 MΩ

Bus system cable - SAC-5P-MSB/15,0-900 SCO - 1517903

Technical data

General

Coding	B - inverse
Signal type/category	INTERBUS, 16 Mbps
Status display	No
Overvoltage category	II
Degree of pollution	3
Torque	0.4 Nm (M12 connector)

Material

Flammability rating according to UL 94	V0
Contact material	CuSn
Contact surface material	Ni/Au
Contact carrier material	PA 66
Material of grip body	TPU, hardly inflammable, self-extinguishing
Material, knurls	Zinc die-cast, nickel-plated

Pin assignment

Position = wire color (signal) = position (optional)	1 (Plug) = YE (DO)
	2 (Plug) = GN (DO)
	3 (Plug) = GY (DI)
	4 (Plug) = PK (DI)
	5 (Plug) = BN (GND)

Standards and Regulations

Flammability rating according to UL 94	V0
--	----

Cable

Cable type	INTERBUS
Cable type (abbreviation)	900
Conductor cross section	0.22 mm ²
AWG signal line	24
Conductor structure signal line	32x 0.10 mm
Wire colors	Green-yellow, white-brown, gray-pink
Twisted pairs	2 cores to the pair
Overall twist	3 pairs to the core
Shielding	Braided copper wires
External sheath, color	green RAL 6017
External cable diameter	8.00 mm
Smallest bending radius, fixed installation	60 mm
Smallest bending radius, movable installation	120 mm

Bus system cable - SAC-5P-MSB/15,0-900 SCO - 1517903

Technical data

Cable

Number of bending cycles	5000000
Bending radius	120 mm
Traversing path	10 m
Traversing rate	1.6 m/s
Acceleration	3.2 m/s ²
Outer sheath, material	PUR
Material conductor insulation	PE
Conductor material	Bare Cu litz wires
Insulation resistance	> 5 GΩ*km
Conductor resistance	≤ 159.8 mΩ/m
Working capacitance	60 nF (At 800 Hz)
Signal speed	0.66 c
Nominal voltage, cable	250 V
Test voltage Core/Core	1500 V
Test voltage Core/Shield	1000 V
Flame resistance	IEC 60332-1
Ambient temperature (operation)	-40 °C ... 80 °C (cable, fixed installation)
	-30 °C ... 70 °C (cable, flexible installation)

Classifications

eCl@ss

eCl@ss 4.0	27060306
eCl@ss 4.1	27060306
eCl@ss 5.0	27061801
eCl@ss 5.1	27061801
eCl@ss 6.0	27061801
eCl@ss 7.0	27061801
eCl@ss 8.0	27279218
eCl@ss 9.0	27060311

ETIM

ETIM 2.0	EC000830
ETIM 3.0	EC001855
ETIM 4.0	EC001855
ETIM 5.0	EC001855

Bus system cable - SAC-5P-MSB/15,0-900 SCO - 1517903

Classifications

UNSPSC

UNSPSC 6.01	31251501
UNSPSC 7.0901	31251501
UNSPSC 11	31251501
UNSPSC 12.01	31251501
UNSPSC 13.2	31251501

Approvals

Approvals

Approvals

EAC

Ex Approvals

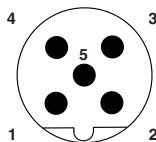
Approvals submitted

Approval details

EAC


Drawings

Schematic diagram



Pin assignment M12 male connector, 5-pos., B-coded, male side

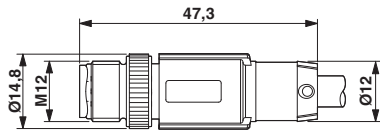
Cable cross section



INTERBUS [900]

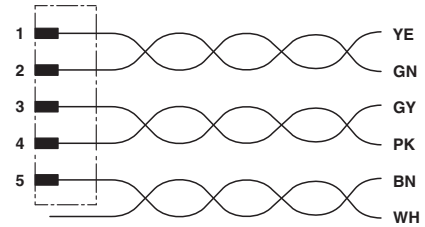
Bus system cable - SAC-5P-MSB/15,0-900 SCO - 1517903

Dimensional drawing



Plug, M12 x 1, straight, shielded

Circuit diagram



Contact assignment of the M12 plug

Mouser Electronics

Authorized Distributor

Click to View Pricing, Inventory, Delivery & Lifecycle Information:

[Phoenix Contact:](#)

[1517903](#)