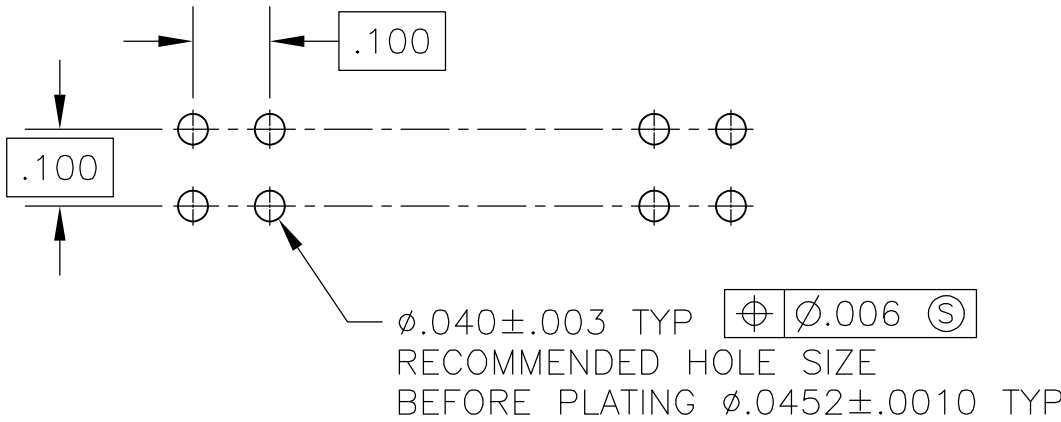
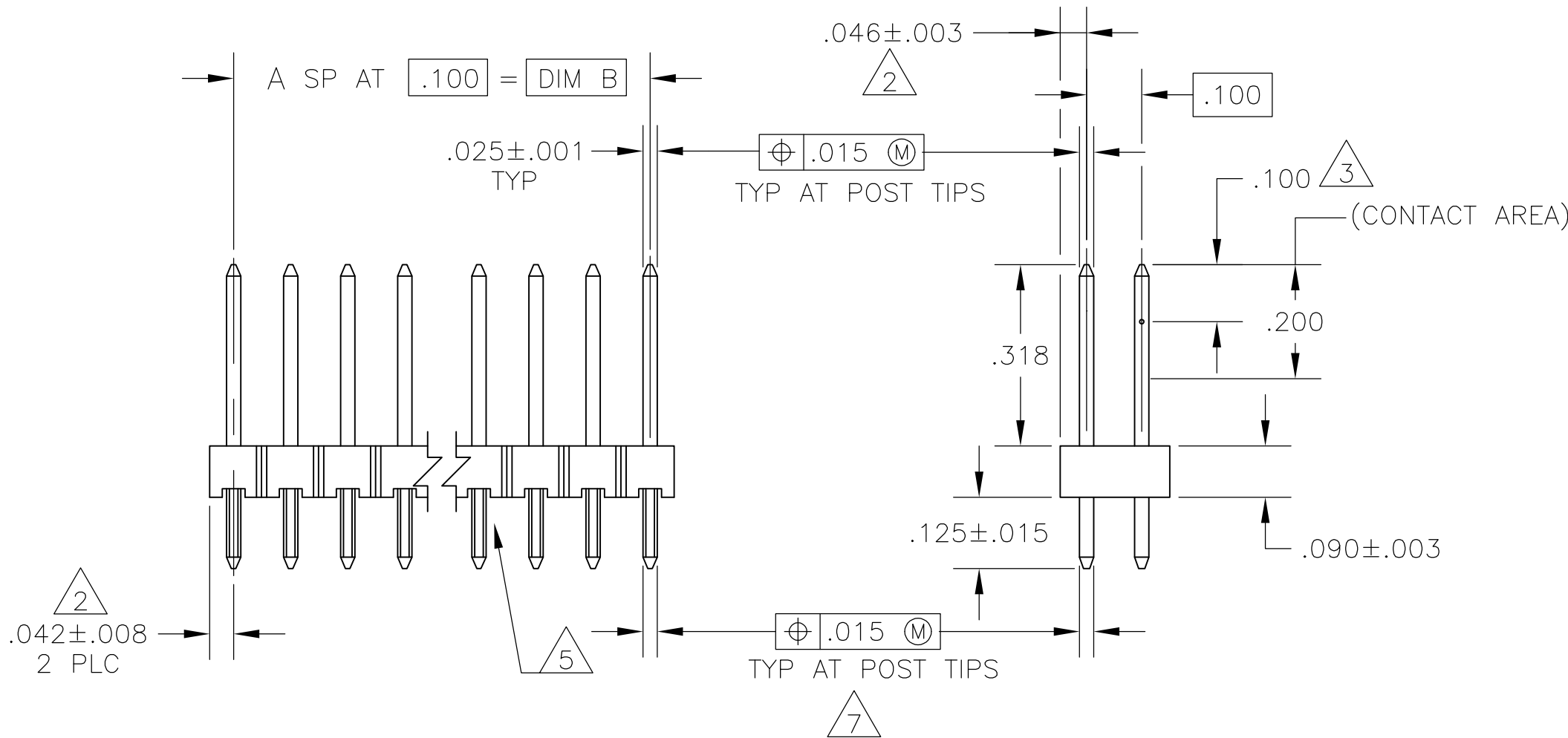
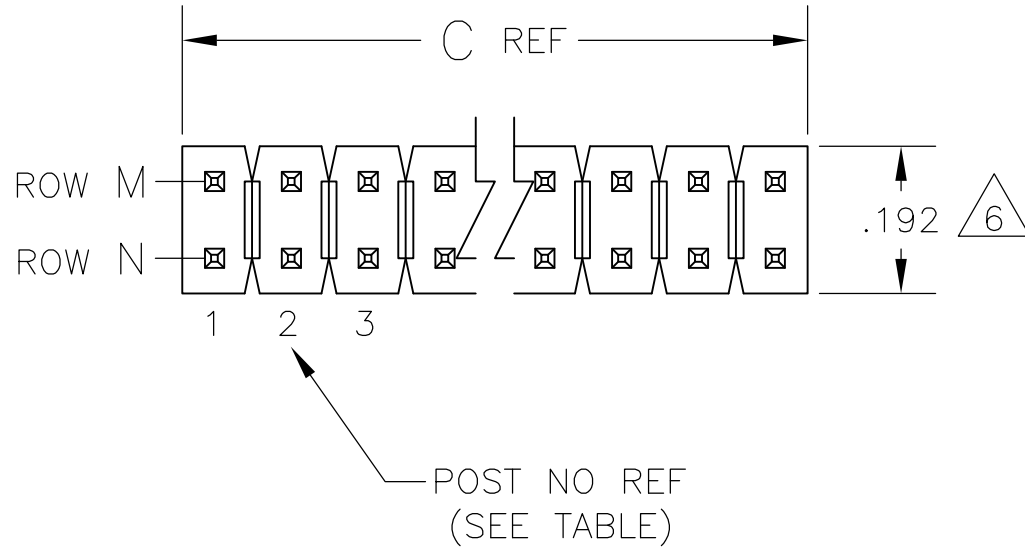


LOC		DIST		REVISIONS					
AD		00		P	LTR	DESCRIPTION	DATE	DWN	APVD
					R	REVISED PER ECO-14-000066	27JUN2014	NK	MM



RECOMMENDED HOLE LAYOUT

THIS DRAWING IS A CONTROLLED DOCUMENT.		DWN H MOLL CHK R FEJDT R FEJDT	23JUN88 23JUN88	TE Connectivity	
DIMENSIONS: INCHES		TOLERANCES UNLESS OTHERWISE SPECIFIED:		NAME	
0 PLC ± - 1 PLC ± - 2 PLC ± - 3 PLC ± .005 4 PLC ± - ANGLES ± -		PRODUCT SPEC		HEADER ASSY, MOD II, BREAKAWAY, DBL ROW, 100X.100 C VERT, .025 SQ POSTS, WITH RETENTION FEATURE	
MATERIAL: HOUSING: FLAME RETARDANT THERMOPLASTIC COLOR: BLACK		FINISH: POSTS: .00015 GOLD IN CONTACT AREA .00010-.00020 WHITE TIN-LEAD ON SOLDER TAIL, ALL OVER .00050 NICKEL		RESTRICTED TO	
POST: COPPER ALLOY		WEIGHT		CUSTOMER DRAWING	
SIZE		CAGE CODE		DRAWING NO	
A1		00779		104433	
SCALE		SHEET		REV	
4:1		1 of 1			

Mouser Electronics

Authorized Distributor

Click to View Pricing, Inventory, Delivery & Lifecycle Information:

[TE Connectivity:](#)

[1-104433-2](#)