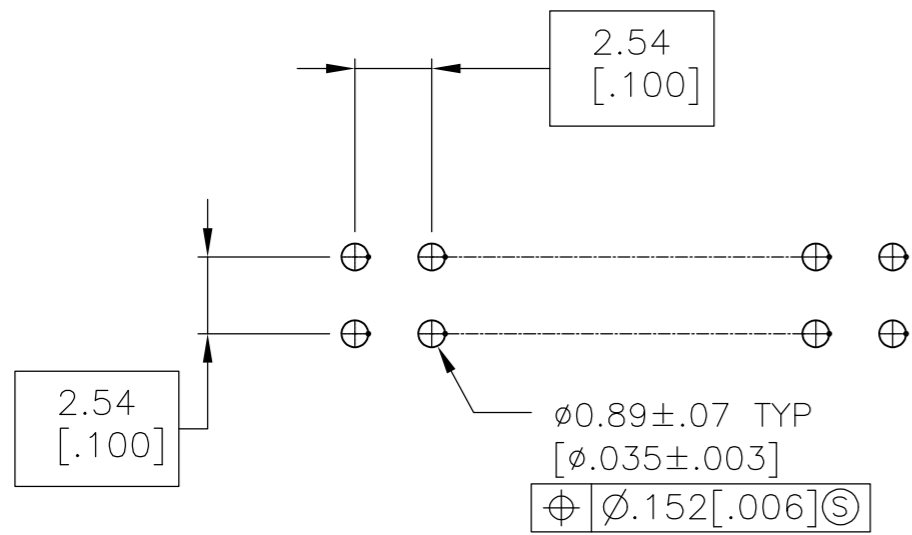
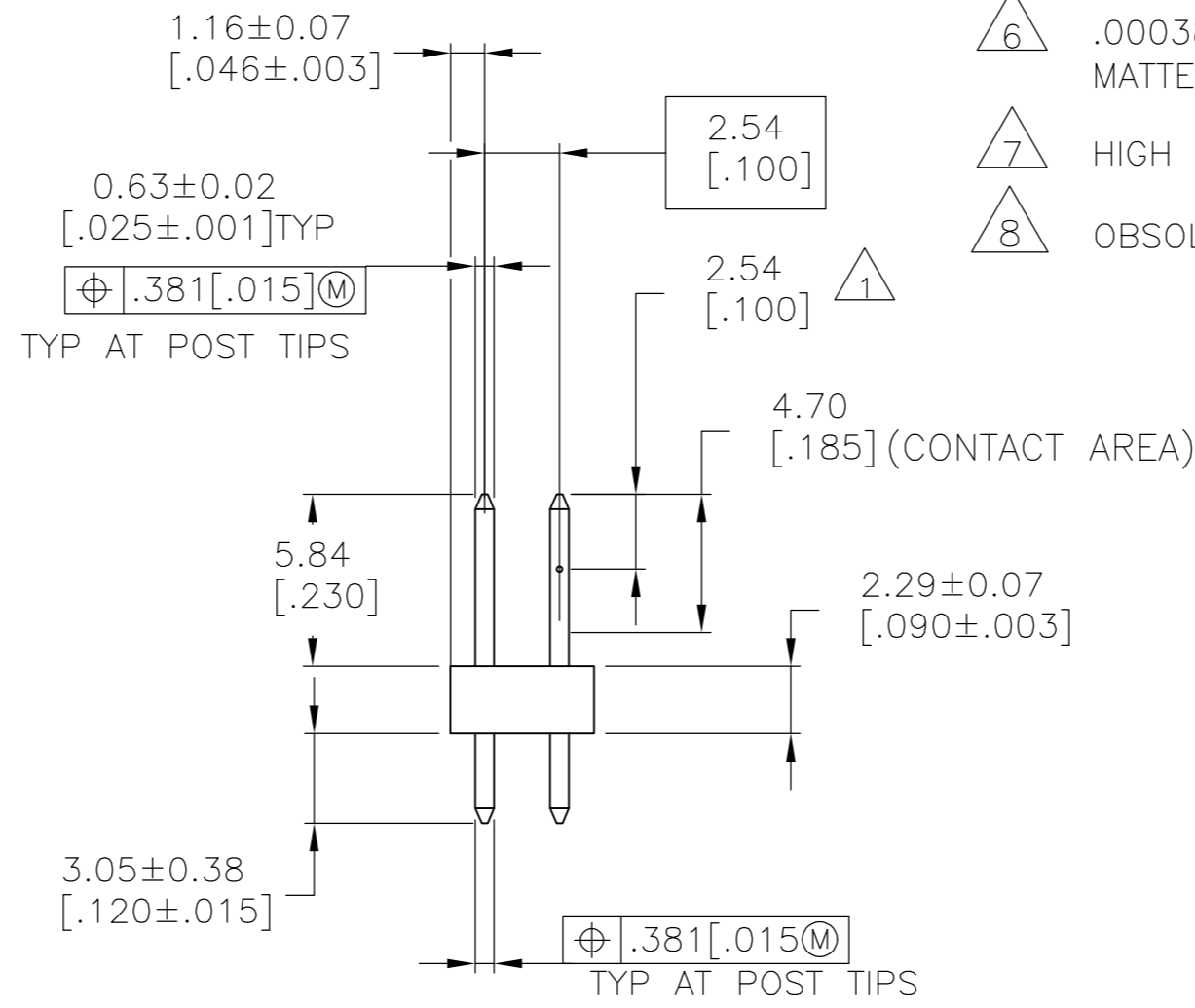
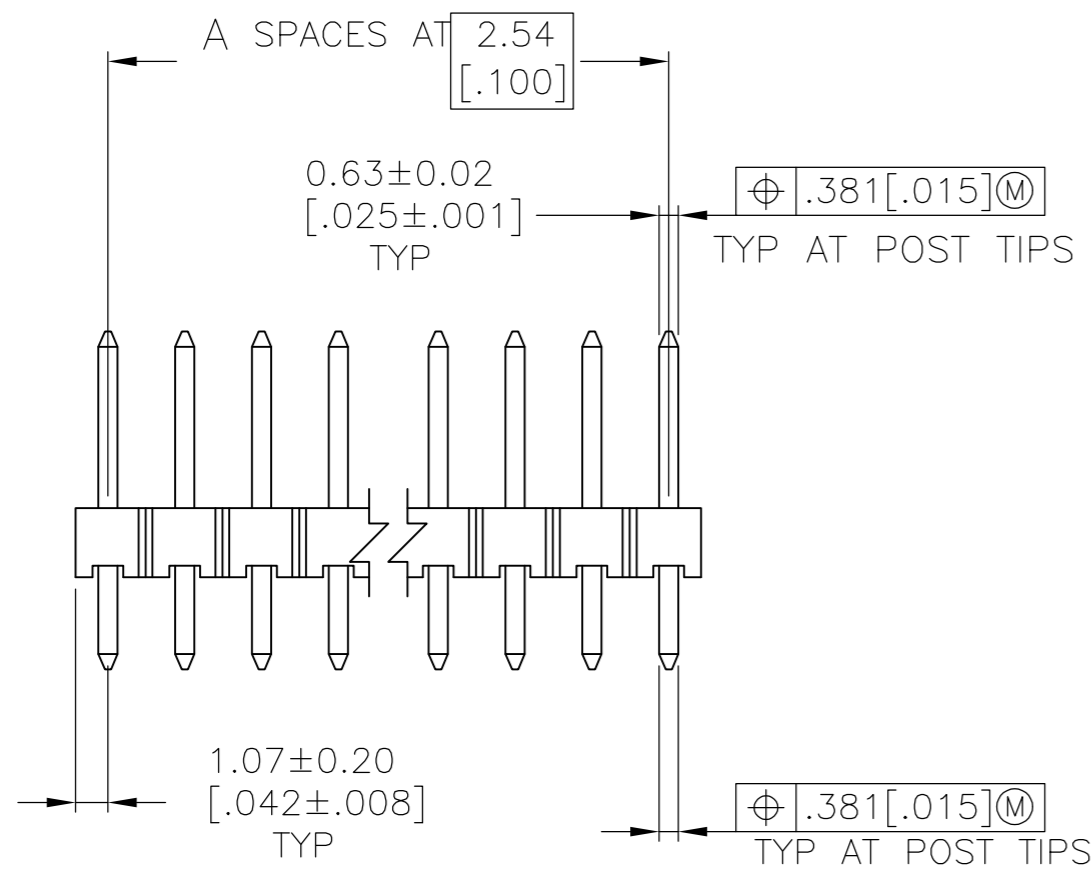
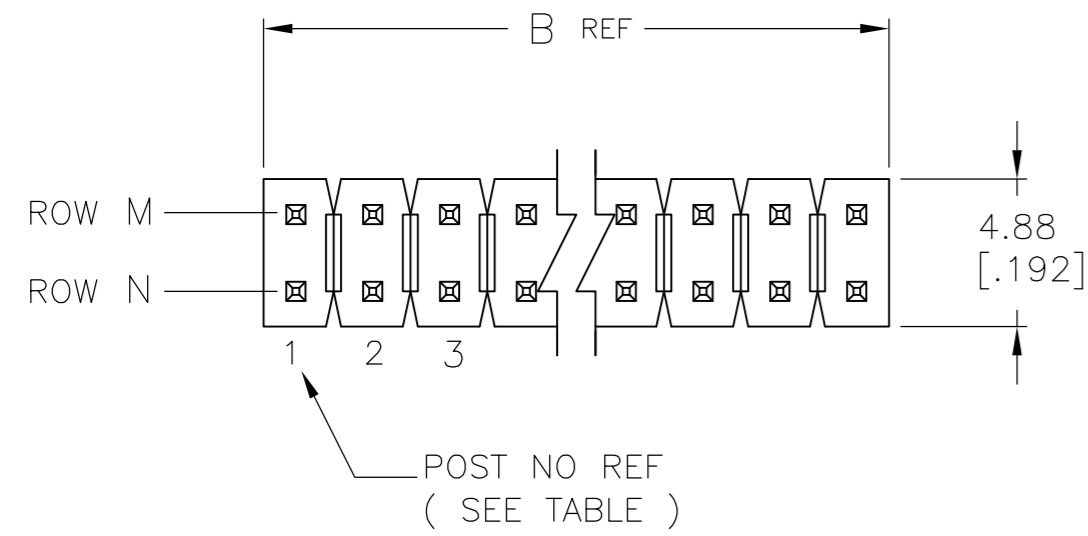


THIS DRAWING IS UNPUBLISHED. RELEASED FOR PUBLICATION
 © COPYRIGHT - By - ALL RIGHTS RESERVED.

REVISIONS				
P	LTR	DESCRIPTION	DATE	APVD
	AF	REVISED PER ECO-16-006307	03AUG2016	NK MM



RECOMMENDED HOLE LAYOUT FOR MANUAL INSERTION

- 1 POINT OF MEASUREMENT FOR PLATING THICKNESS.
- 2 ASSEMBLY MAY BE BROKEN TO THE DESIRED NUMBER OF POSITIONS.
- 3 TRUE POSITION TOLERANCE OF THE POST TIPS APPLIES WHEN THE HEADER IS HELD FLAT AGAINST THE PRINTED CIRCUIT BOARD.
- 4 .000381[.000015] GOLD ON THE CONTACT AREA, .00254[.000100]-.00508[.000200] MATTE TIN LEAD ON THE SOLDER TAIL, ALL OVER .00127[.000050] NICKEL.
- 5 PRELIMINARY PART-NOT RELEASED FOR PRODUCTION.
- 6 .000381[.000015] GOLD ON THE CONTACT AREA, .00254[.000100]-.00508[.000200] MATTE TIN ON THE SOLDER TAIL, ALL OVER .00127[.000050] NICKEL.
- 7 HIGH TEMPERATURE CONFIGURATION.
- 8 OBSOLETE PARTS: OBSOLETE CIS STREAMLINING PER D.RENAUD/D.SINISI

THIS DRAWING IS A CONTROLLED DOCUMENT.		DWN KATE HELM 21-12-89		TE Connectivity		
DIMENSIONS: mm [INCHES]		CHK RANDY FEIDT 21-12-89		NAME		
TOLERANCES UNLESS OTHERWISE SPECIFIED:		APVD RON FELIX 21-12-89		HDR ASSY,MOD II, BREAKAWAY, DBL ROW .100X.100 C/L VL, .025 SQ.POST, WITH SELECTIVE LOADING		
0 PLC ± - 1 PLC ± - 2 PLC ± - 3 PLC ± .127 [.005] 4 PLC ± - ANGLES ± -		PRODUCT SPEC		SIZE A2	CAGE CODE 00779	DRAWING NO C=103675
MATERIAL: HOUSING: FLAME RETARDANT THERMOPLASTIC COLOR: BLACK POST: COPPER ALLOY		FINISH SEE TABLE	WEIGHT -	SCALE 4:1	SHEET 1 OF 2	
CUSTOMER DRAWING			RESTRICTED TO -	REV AF		

THIS DRAWING IS UNPUBLISHED. RELEASED FOR PUBLICATION
 © COPYRIGHT - By - ALL RIGHTS RESERVED.

REVISIONS				
P	LTR	DESCRIPTION	DATE	APVD
-	-	SEE SHEET 1	-	-

REMARKS	PLATING	ROW N POST NUMBER OMITTED	ROW M	B	A	NO OF ACTIVE POSN	NO OF POSN	ASSEMBLY PART NUMBER	
OBSOLETE	△7	△6	3	NONE	7	4	9	10	7-103675-0
	△7 △8	△6	NONE	7	8	8	17	18	6-103675-6
	△7 △8	△6	14	14	16	32	34	34	6-103675-5
	△7 △8	△6	NONE	12	12	25	26	26	6-103675-4
	△7 △8	△6	1	NONE	7	15	16	16	6-103675-3
	△7 △8	△6	13,14	14	19	37	40	40	6-103675-2
	△7 △8	△6	3	NONE	3	7	8	8	6-103675-1
OBSOLETE	△7	△6	NONE	2	9	19	20	20	6-103675-0
	△7 △8	△6	14	NONE	14	29	30	30	5-103675-9
	△7 △8	△6	2	NONE	16	33	34	34	5-103675-8
OBSOLETE	△7	△6	NONE	10	19	39	40	40	5-103675-7
	△7 △8	△6	NONE	13	12	25	26	26	5-103675-6
	△7	△6	NONE	5	4	9	10	10	5-103675-5
	△7 △8	△6	NONE	15	16	33	34	34	5-103675-3
	△7 △8	△6	11	NONE	19	39	40	40	5-103675-2
	△7 △8	△6	13	NONE	12	25	26	26	5-103675-1

		△4	2	2	12.29 [.484]	4	8	10	1-103675-9
OBSOLETE		△4	9	NONE	25.40 [.884]	8	17	18	1-103675-8
		△4	4	NONE	19.91 [.784]	7	15	16	1-103675-7
	△8	△4	NONE	7	25.40 [.884]	8	17	18	1-103675-6
	△8	△4	14	14	42.77 [1.684]	16	32	34	1-103675-5
	△8	△4	NONE	12	32.61 [1.284]	12	25	26	1-103675-4
	△8	△4	1	NONE	19.91 [.784]	7	15	16	1-103675-3
	△8	△4	13,14	14	50.39 [1.984]	19	37	40	1-103675-2
	△8	△4	3	NONE	9.75 [.384]	3	7	8	1-103675-1
	△8	△4	NONE	2	24.99 [.984]	9	19	20	1-103675-0
	△8	△4	14	NONE	37.69 [1.484]	14	29	30	103675-9
	△8	△4	2	NONE	42.77 [1.684]	16	33	34	103675-8
OBSOLETE		△4	NONE	10	50.39 [1.984]	19	39	40	103675-7
	△8	△4	NONE	13	32.61 [1.284]	12	25	26	103675-6
	△8	△4	NONE	5	12.29 [.484]	4	9	10	103675-5
OBSOLETE		△4	10	NONE	50.39 [1.984]	19	39	40	103675-4
	△8	△4	NONE	15	42.77 [1.684]	16	33	34	103675-3
	△8	△4	11	NONE	50.39 [1.984]	19	39	40	103675-2
	△8	△4	13	NONE	32.61 [1.284]	12	25	26	103675-1
REMARKS	PLATING	ROW N POST NUMBER OMITTED	ROW M	B	A	NO OF ACTIVE POSN	NO OF POSN	ASSEMBLY PART NUMBER	

THIS DRAWING IS A CONTROLLED DOCUMENT.

DWN KATE HELM 21-12-89
 CHK RANDY FEIDT 21-12-89
 APVD RON FELIX 21-12-89

TE Connectivity

HDR ASSY,MOD II,BREAKAWAY,DBL ROW
 .100 X .100CL VERTICAL, .025 SQ. POST,
 WITH SELECTIVE LOADING

SIZE A2 CAGE CODE 00779 DRAWING NO C=103675 RESTRICTED TO -

SCALE 4:1 SHEET 2 OF 2 REV AF

CUSTOMER DRAWING

DIMENSIONS: mm [INCHES]

TOLERANCES UNLESS OTHERWISE SPECIFIED:

0 PLC	± -
1 PLC	± -
2 PLC	± -
3 PLC	± .127 [.005]
4 PLC	± -
ANGLES	± -

FINISH SEE TABLE

WEIGHT -

Mouser Electronics

Authorized Distributor

Click to View Pricing, Inventory, Delivery & Lifecycle Information:

[TE Connectivity:](#)

[1-103675-0](#)