

1436/1438 Series Junction Boxes - NEMA 12, 13

Lift Off, Screw Cover

Industrial Enclosures

Junction Boxes



1436 Standard Depth



1438 Extra Depth



Application

- Designed for use as instrument enclosures, electrical junction boxes or terminal wiring enclosures.
- Provides a degree of protection from falling dirt, dust, oil and water.

Standards

- UL 508 Type 12 and 13
- CSA Type 12 and 13
- **Complies with**
 - NEMA Type 12 and 13
 - IEC 60529, IP54

Construction

- Formed from 14 gauge steel.
- Smooth, continuously welded seams without knockouts, cutouts or holes.
- Welded brackets provide for enclosure mounting.
- Lift off cover is secured with captive, plated steel screws, and supported on internal hinges except as noted on charts.
- Cover screws fasten into threaded, sealed wells.
- Oil resistant gaskets are permanently secured.
- A bonding stud is provided on the door and a grounding stud is provided in the enclosure.

Finish

- Cover and enclosure are phosphatized and finished in ANSI 61 gray recoatable powder coating.

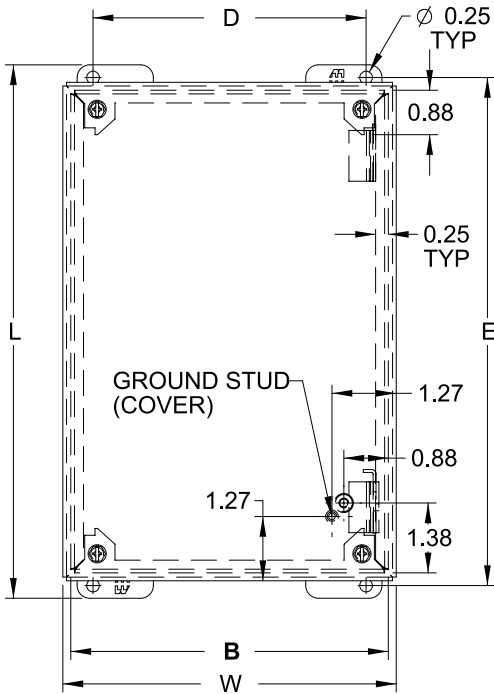
Standard Depth Series (1436)

Part No.	Centers					Overall Dimensions		Ship Wt. lbs
	A	B	C	D	E	L	W	
1436A ¹	3.50	3.25	2.75	2.38	4.00	4.50	3.56	2
1436B ¹	5.75	3.25	2.75	2.38	6.25	6.75	3.56	2
1436C ¹	8.00	3.25	2.75	2.38	8.50	9.00	3.56	3
1436D ¹	10.25	3.25	2.75	2.38	10.75	11.25	3.56	4
1436F	7.25	6.25	3.00	5.38	7.75	8.25	6.56	5
1436H	9.50	6.25	3.00	5.38	10.00	10.50	6.56	5
1436K	9.50	8.50	3.00	7.63	10.00	10.50	8.81	7
1436O	11.75	8.50	3.00	7.63	12.25	12.75	8.81	8
1436S	11.75	10.75	3.00	9.88	12.25	12.75	11.06	9
1436V	14.00	10.75	3.00	9.88	14.50	15.00	11.06	11

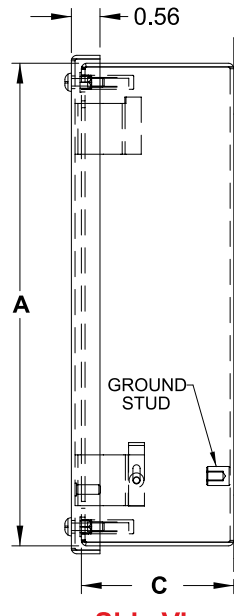
¹ Not hinged

1436/1438 Series Junction Boxes - NEMA 12, 13

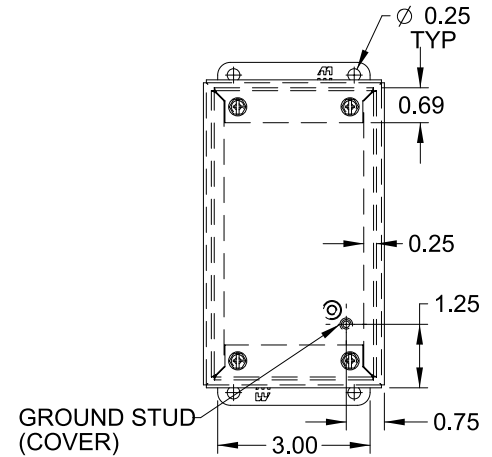
Lift Off, Screw Cover



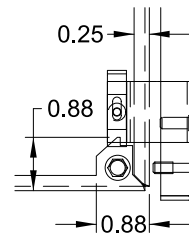
Front View
Body Type 1436F through V
Body Type 1438B through V
(Hinged)



Side View



Front View
Body Type 1436A through D
Body Type 1438A
(Not Hinged)



Hinge Detail
Retractable pin allows door to be mounted on left or right side

Industrial Enclosures

Junction Boxes

Extra Deep Series (1438)

Part No.	Centers					Overall Dimensions		Ship Wt. lbs
	A	B	C	D	E	L	W	
1438A ¹	4.00	4.00	4.75	3.13	4.50	5.00	4.31	3
1438B	6.00	4.00	4.75	3.13	6.50	7.00	4.31	4
1438C	8.00	4.00	4.75	3.13	8.50	9.00	4.31	5
1438D	10.00	4.00	4.75	3.13	10.50	11.00	4.31	5
1438F	7.25	6.25	4.75	5.38	7.75	8.25	6.56	5
1438H	9.50	6.25	4.75	5.38	10.00	10.50	6.56	5
1438K	9.50	8.50	4.75	7.63	10.00	10.50	8.81	7
1438O	11.75	8.50	4.75	7.63	12.25	12.75	8.81	8
1438S	11.75	10.75	4.75	9.88	12.25	12.75	11.06	9
1438V	14.00	10.75	4.75	9.88	14.50	15.00	11.06	11

¹ Not hinged

Mouser Electronics

Authorized Distributor

Click to View Pricing, Inventory, Delivery & Lifecycle Information:

[Hammond:](#)

[1438-36](#) [1438-30](#) [1438-42](#) [1436X](#) [1438X](#) [1436-36](#) [1436-30](#) [1436-42](#)