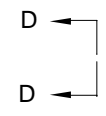
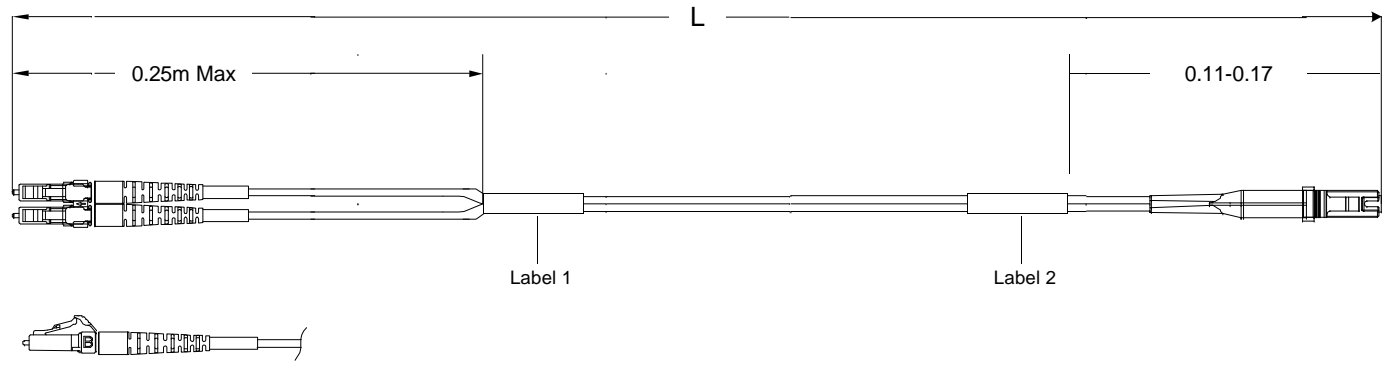


THIS DRAWING IS A CONTROLLED DOCUMENT REF ID: A117061

USED ON

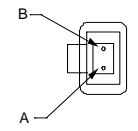


Left Side
 Connector(s): LC-Duplex Secure
 Mode: MM
 Housing Color: Green
 Geom. Spec: N/A

Fiber Path
 A - - Fiber B
 B - - Fiber A

- Notes:
- 1 Product and Processing must meet requirements of Tyco Electronics Standard 230-702
 - 2 Includes dust caps (not shown on print).

Right Side
 Connector(s): MT-RJ (No Pins)
 Mode: MM
 Housing Color: Black
 Geom. Spec: 115-1215



VIEW D-D
 NOT TO SCALE

THIS INFORMATION IS CONFIDENTIAL AND PROPRIETARY TO TYCO ELECTRONICS, INC. IT IS TO BE USED ONLY BY THE PERSONNEL TO WHOM IT IS ISSUED. IT MAY NOT BE DISCLOSED TO ANY OTHER PERSONS WITHOUT THE WRITTEN AUTHORIZATION OF TYCO ELECTRONICS CORPORATION, HARRISBURG, PENNSYLVANIA

LOC
CE
DIST
16

A	Rev Per EC#	RELEASE	7/28/2008	-	JD				
P	LTR	REVISION RECORD	DATE	DN	APVD				

DIMENSIONS:	TOLERANCES UNLESS OTHERWISE SPECIFIED:
meters	0 PLC ± .
	1 PLC ± .
	2 PLC ± .
	3 PLC ± .
	4 PLC ± .

Restricted To:

DIN	Cable Assy Configurator	MATERIAL	-	HEAT TREAT	-
CHK	Joe Davis	AMP Tyco Electronics, Inc. Harrisburg, PA 17105-3608			
APVD	Joe Davis				
NAME	FO C/A - 2 fiber, 50/125, OFNP (Plenum) jacket, LC-Duplex Secure to MT-RJ (No Pins)				
SCALE	NTS	SIZE	A2	DRAWING NO	C- 1907117
SHEET	1 of 4	REV	A		

Mouser Electronics

Authorized Distributor

Click to View Pricing, Inventory, Delivery & Lifecycle Information:

[TE Connectivity:](#)

[1-1907117-9](#)