



Diecast Aluminum Enclosures (1590 "F" Series) with Bottom Flange

[Home](#)
[Products](#)
[Distributors](#)
[Technical](#)
[Contact Us](#)
[Other Options](#)


Path: [Home](#) > [Enclosure Index](#) > [Diecast Aluminum with Bottom Flanges](#)


















[click to enlarge](#)
































































[click to enlarge](#)

[click to enlarge](#)

Key Features:

- Rugged, diecast aluminum alloy (tough - yet easy to machine), electronic instrument enclosure.
- Lid screws are exposed for easy enclosure access (if you require higher security see our [flanged lid version](#)).
- Bottom flange is an aluminum (type 5052 H32) plate, spot welded onto the base of the enclosure.
- Lap joint construction provides protection against access of dust and splashing water. Also provides for improved EMI/RFI shielding.
- Unpainted version is vibra finished for a smooth surface with no sharp edges.
- Painted version is painted with tough - satin black polyester powder paint for a lasting finish, even after machining. Black screws are included to enhance assembled appearance.
- Quantity four (4) 6-32 x 1/2" machine screws secure lid (or six (6) in 1590DF, 1590DDF, 1590EF & 1590R1F or eight (8) in the 1590FF) - into factory tapped holes. See drawings and/or photos for details.
- Designed to meet IP54 (see gasket kit accessory below to meet IP66).
- Low side wall draft angle (2 degrees or less) for easy P.C. board mounting.
- Replacement screws for natural finish series, machine type, nickel plated, 6-32 x 1/2" - **1590MS100** - Package of 100
- Replacement screws for black painted series, 6-32 x 1/2" - **1590MS50BK** - Package of 50
-  Link here to [photo tables](#) of each part number.

Part Number	Color	 PDF Reader File	AutoCAD .dwg Files (zipped)	3D Solid Model .igs & .stp files (zipped)	Units	Length	Width	Enclosure Depth (Less Lid)
1590LLBF 1590LLBFBK	Unpainted	 226K	 162K	 277K	Inches	1.97	1.97	0.83
	Black				mm	50	50	21
1590LBF 1590LBFBK	Unpainted	 221K	 133K	 297K	Inches	1.99	1.99	1.06
	Black				mm	51	51	27
1590HF 1590HFBK	Unpainted	 208K	 127K	 159K	Inches	2.07	1.50	1.06
	Black				mm	53	38	27
1590YF 1590YFBK	Unpainted	 223K	 150K	 294K	Inches	3.62	3.62	1.50
	Black				mm	92	92	38
1590AF 1590AFBK	Unpainted	 233K	 170K	 274K	Inches	3.64	1.52	1.06
	Black				mm	93	39	27

1590GF 1590GFBK	Unpainted Black	 233K	 224K	 296K	Inches	3.94	1.97	0.83
					mm	100	50	21
1590SF 1590SFBK	Unpainted Black	 236K	 183K	 314K	Inches	4.35	3.21	1.57
					mm	111	82	40
1590BF 1590BFBK	Unpainted Black	 236K	 162K	 272K	Inches	4.39	2.34	1.06
					mm	112	60	27
1590BSF 1590BSFBK	Unpainted Black	 216K	 148K	 290K	Inches	4.39	2.37	1.50
					mm	112	60	38
1590BBF 1590BBFBK	Unpainted Black	 225K	 188K	 284K	Inches	4.67	3.68	1.18
					mm	119	94	30
1590BBSF 1590BBSFBK	Unpainted Black	 234K	 215K	 301K	Inches	4.70	3.70	1.50
					mm	120	94	38
1590QF 1590QFBK	Unpainted Black	 207K	 149K	 293K	Inches	4.70	4.70	1.1
					mm	120	120	28
1590UF 1590UFBK	Unpainted Black	 208K	 140K	 294K	Inches	4.70	4.70	2.17
					mm	120	120	55
1590VF 1590VFBK	Unpainted Black	 204K	 134K	 305K	Inches	4.70	4.70	3.54
					mm	120	120	90
1590CF 1590CFBK	Unpainted Black	 225K	 151K	 277K	Inches	4.72	3.70	2.07
					mm	120	94	53
1590TF 1590TFBK	Unpainted Black	 256K	 149K	 289K	Inches	4.74	3.13	2.17
					mm	121	80	55
1590N1F 1590N1FBK	Unpainted Black	 202K	 112K	 201K	Inches	4.77	2.6	1.39
					mm	121.1	66	35.3
1590KKF 1590KKFBK	Unpainted Black	 224K	 158K	 310K	Inches	4.92	4.92	2.10
					mm	125	125	53
1590KF 1590KFBK	Unpainted Black	 180K	 118K	 141K	Inches	4.92	4.92	2.95
					mm	125	125	75
1590JF 1590JFBK	Unpainted Black	 194K	 137K	 170K	Inches	5.71	3.74	1.77
					mm	145	95	45
1590P1F 1590P1FBK	Unpainted Black	 225K	 135K	 261K	Inches	6.01	3.24	1.81
					mm	153	82	46
1590DDF 1590DDFBK	Unpainted Black	 204K	 242K	 869K	Inches	7.40	4.70	1.30
					mm	188	119.5	33
1590DF 1590DFBK	Unpainted Black	 269K	 325K	 778K	Inches	7.38	4.70	2.05
					mm	188	120	52
1590EF 1590EFBK	Unpainted Black	 258K	 281K	 631K	Inches	7.38	4.70	3.07
					mm	188	120	78
1590FF 1590FFBK	Unpainted Black	 280K	 268K	 583K	Inches	7.38	7.38	2.48
					mm	188	188	63
1590R1F 1590R1FBK	Unpainted Black	 224K	 182K	 325K	Inches	7.55	4.38	2.24
					mm	192	111	57

 Link here to [photo tables](#) of each part number

NOTES:


- Dimensions are for enclosure (length does not include flanges)
- Add 0.16" (4 mm) to enclosure depth for lid
- Available in natural vibra finish OR in a satin textured, black powder paint finish

Color Options & Views:

NATURAL FINISH	BLACK SATIN TEXTURE FINISH
Assembled	Assembled
 <p>click to enlarge</p>	 <p>click to enlarge</p>
Interior	Interior
 <p>click to enlarge</p>	 <p>click to enlarge</p>

Accessories

Gasket Kits:



click to enlarge

- Each kit includes **two pre-formed silicon gaskets.**
- Gaskets include adhesive backing for easy installation.
- Allows enclosure to be machined and/or painted first and gasketed later (or use our [1590 "F" watertight version](#))
- Gasket is applied to the lid (see photo example).
- Designed to meet IP65 (with properly installed gasket and lid screws torqued at 55 cN.m).



click to enlarge

Enclosure Part Number Starts With:	Use Gasket Kit Part Number (Includes two gaskets)
1590A	1590AGASKET
1590B	1590BGASKET
1590BB	1590BBGASKET
1590C	1590BBGASKET
1590D	1590EGASKET
1590DD	1590EGASKET
1590E	1590EGASKET
1590F	1590FGASKET
1590G	1590GGASKET
1590H	1590HGASKET
1590J	1590JGASKET
1590K	1590KGASKET
1590KK	1590KGASKET
1590LB	1590LBGASKET
1590LLB	1590LLBGASKET
1590N	1590NGASKET
1590P	1590PGASKET
1590Q	1590QGASKET
1590R1	1590RGASKET
1590S	1590SGASKET
1590T	1590TGASKET
1590U	1590QGASKET
1590V	1590QGASKET
1590Y	1590YGASKET

Note: for quantities contact us for a quotation on bulk packed versions



NOW catalog pages on this series (136K) [9C-1590F.pdf](#)

Exactly what you are looking for???

Link to our stocking distributors - most have "on-line" pricing, stock check and ordering!!!

Our Distributors

[Order from your favorite distributor](#)

[Home](#) | [Products](#) | [Distributors](#) | [Technical](#) | [Contact Us](#) | [Other Options](#)

URL: <http://www.hammondmfg.com>