




## Diecast Aluminum Enclosures (1590 "F" Series) with Bottom Flange

- Home
- Products
- Distributors
- Technical
- Contact Us
- Other Options

**Path:** [Home](#) > [Enclosure Index](#) > **Diecast Aluminum with Bottom Flanges**



click to enlarge



click to enlarge


































































click to enlarge

### Key Features:

- Rugged, diecast aluminum alloy (tough - yet easy to machine), electronic instrument enclosure.
- Lid screws are exposed for easy enclosure access (if you require higher security see our [flanged lid version](#)).
- Bottom flange is an aluminum (type 5052 H32) plate, spot welded onto the base of the enclosure.
- Lap joint construction provides protection against access of dust and splashing water. Also provides for improved EMI/RFI shielding.
- Unpainted version is vibra finished for a smooth surface with no sharp edges.
- Painted version is painted with tough - satin black polyester powder paint for a lasting finish, even after machining. Black screws are included to enhance assembled appearance.
- Quantity four (4) 6-32 x 1/2" machine screws secure lid (or six (6) in 1590DF, 1590DDF, 1590EF & 1590R1F or eight (8) in the 1590FF) - into factory tapped holes. See drawings and/or photos for details.
- Designed to meet IP54 (see gasket kit accessory below to meet IP66).
- Low side wall draft angle (2 degrees or less) for easy P.C. board mounting.
- Replacement screws for natural finish series, machine type, nickel plated, 6-32 x 1/2" - **1590MS100** - Package of 100
- Replacement screws for black painted series, 6-32 x 1/2" - **1590MS50BK** - Package of 50
- Link here to [photo tables](#) of each part number.

Part Number	Color	PDF Reader File	AutoCAD .dwg Files (zipped)	3D Solid Model .igs & .stp files (zipped)	Units	Length	Width	Enclosure Depth (Less Lid)
<b>1590LLBF</b> <b>1590LLBFBK</b>	Unpainted	226K	162K	277K	Inches	1.97	1.97	0.83
	Black				mm	50	50	21
<b>1590LBF</b> <b>1590LBFBK</b>	Unpainted	221K	133K	297K	Inches	1.99	1.99	1.06
	Black				mm	51	51	27
<b>1590HF</b> <b>1590HFBK</b>	Unpainted	208K	127K	159K	Inches	2.07	1.50	1.06
	Black				mm	53	38	27
<b>1590YF</b> <b>1590YFBK</b>	Unpainted	223K	150K	294K	Inches	3.62	3.62	1.50
	Black				mm	92	92	38
<b>1590AF</b> <b>1590AFBK</b>	Unpainted	233K	170K	274K	Inches	3.64	1.52	1.06
	Black				mm	93	39	27

<b>1590GF</b> <b>1590GFBK</b>	Unpainted Black	 233K	 224K	 296K	Inches	3.94	1.97	0.83
					mm	100	50	21
<b>1590SF</b> <b>1590SFBK</b>	Unpainted Black	 236K	 183K	 314K	Inches	4.35	3.21	1.57
					mm	111	82	40
<b>1590BF</b> <b>1590BFBK</b>	Unpainted Black	 236K	 162K	 272K	Inches	4.39	2.34	1.06
					mm	112	60	27
<b>1590BSF</b> <b>1590BSFBK</b>	Unpainted Black	 216K	 148K	 290K	Inches	4.39	2.37	1.50
					mm	112	60	38
<b>1590BBF</b> <b>1590BBFBK</b>	Unpainted Black	 225K	 188K	 284K	Inches	4.67	3.68	1.18
					mm	119	94	30
<b>1590BBSF</b> <b>1590BBSFBK</b>	Unpainted Black	 234K	 215K	 301K	Inches	4.70	3.70	1.50
					mm	120	94	38
<b>1590QF</b> <b>1590QFBK</b>	Unpainted Black	 207K	 149K	 293K	Inches	4.70	4.70	1.1
					mm	120	120	28
<b>1590UF</b> <b>1590UFBK</b>	Unpainted Black	 208K	 140K	 294K	Inches	4.70	4.70	2.17
					mm	120	120	55
<b>1590VF</b> <b>1590VFBK</b>	Unpainted Black	 204K	 134K	 305K	Inches	4.70	4.70	3.54
					mm	120	120	90
<b>1590CF</b> <b>1590CFBK</b>	Unpainted Black	 225K	 151K	 277K	Inches	4.72	3.70	2.07
					mm	120	94	53
<b>1590TF</b> <b>1590TFBK</b>	Unpainted Black	 256K	 149K	 289K	Inches	4.74	3.13	2.17
					mm	121	80	55
<b>1590N1F</b> <b>1590N1FBK</b>	Unpainted Black	 202K	 112K	 201K	Inches	4.77	2.6	1.39
					mm	121.1	66	35.3
<b>1590KKF</b> <b>1590KKFBK</b>	Unpainted Black	 224K	 158K	 310K	Inches	4.92	4.92	2.10
					mm	125	125	53
<b>1590KF</b> <b>1590KFBK</b>	Unpainted Black	 180K	 118K	 141K	Inches	4.92	4.92	2.95
					mm	125	125	75
<b>1590JF</b> <b>1590JFBK</b>	Unpainted Black	 194K	 137K	 170K	Inches	5.71	3.74	1.77
					mm	145	95	45
<b>1590P1F</b> <b>1590P1FBK</b>	Unpainted Black	 225K	 135K	 261K	Inches	6.01	3.24	1.81
					mm	153	82	46
<b>1590DDF</b> <b>1590DDFBK</b>	Unpainted Black	 204K	 242K	 869K	Inches	7.40	4.70	1.30
					mm	188	119.5	33
<b>1590DF</b> <b>1590DFBK</b>	Unpainted Black	 269K	 325K	 778K	Inches	7.38	4.70	2.05
					mm	188	120	52
<b>1590EF</b> <b>1590EFBK</b>	Unpainted Black	 258K	 281K	 631K	Inches	7.38	4.70	3.07
					mm	188	120	78
<b>1590FF</b> <b>1590FFBK</b>	Unpainted Black	 280K	 268K	 583K	Inches	7.38	7.38	2.48
					mm	188	188	63
<b>1590R1F</b> <b>1590R1FBK</b>	Unpainted Black	 224K	 182K	 325K	Inches	7.55	4.38	2.24
					mm	192	111	57

 [Link here to photo tables](#) of each part number

**NOTES:**


- Dimensions are for enclosure (length does not include flanges)
- Add 0.16" (4 mm) to enclosure depth for lid
- Available in natural vibra finish OR in a satin textured, black powder paint finish

**Color Options & Views:**

NATURAL FINISH	BLACK SATIN TEXTURE FINISH
Assembled	Assembled
 <p>click to enlarge</p>	 <p>click to enlarge</p>
Interior	Interior
 <p>click to enlarge</p>	 <p>click to enlarge</p>

**Accessories**

**Gasket Kits:**



click to enlarge

- Each kit includes **two pre-formed silicon gaskets.**
- Gaskets include adhesive backing for easy installation.
- Allows enclosure to be machined and/or painted first and gasketed later (or use our [1590 "F" watertight version](#))
- Gasket is applied to the lid (see photo example).
- Designed to meet IP65 (with properly installed gasket and lid screws torqued at 55 cN.m).



click to enlarge

Enclosure Part Number Starts With:	Use Gasket Kit Part Number (Includes two gaskets)
1590A	<b>1590AGASKET</b>
1590B	<b>1590BGASKET</b>
1590BB	<b>1590BBGASKET</b>
1590C	<b>1590BBGASKET</b>
1590D	<b>1590EGASKET</b>
1590DD	<b>1590EGASKET</b>
1590E	<b>1590EGASKET</b>
1590F	<b>1590FGASKET</b>
1590G	<b>1590GGASKET</b>
1590H	<b>1590HGASKET</b>
1590J	<b>1590JGASKET</b>
1590K	<b>1590KGASKET</b>
1590KK	<b>1590KGASKET</b>
1590LB	<b>1590LBGASKET</b>
1590LLB	<b>1590LLBGASKET</b>
1590N	<b>1590NGASKET</b>
1590P	<b>1590PGASKET</b>
1590Q	<b>1590QGASKET</b>
1590R1	<b>1590RGASKET</b>
1590S	<b>1590SGASKET</b>
1590T	<b>1590TGASKET</b>
1590U	<b>1590QGASKET</b>
1590V	<b>1590QGASKET</b>
1590Y	<b>1590YGASKET</b>

**Note:** for quantities contact us for a quotation on bulk packed versions



catalog pages on this series (136K) [9C-1590F.pdf](#)

Exactly what you are looking for???  
 Link to our stocking distributors - most have "on-line" pricing, stock check and ordering!!!

**Our Distributors**

[Order from your favorite distributor](#)

[Home](#) | [Products](#) | [Distributors](#) | [Technical](#) | [Contact Us](#) | [Other Options](#)

URL: <http://www.hammondmfg.com>