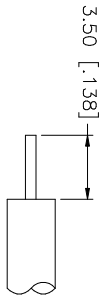
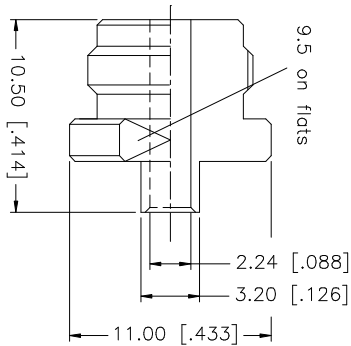
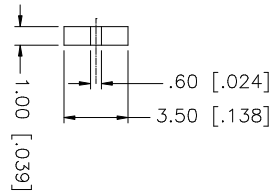
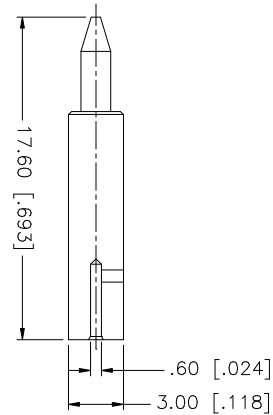
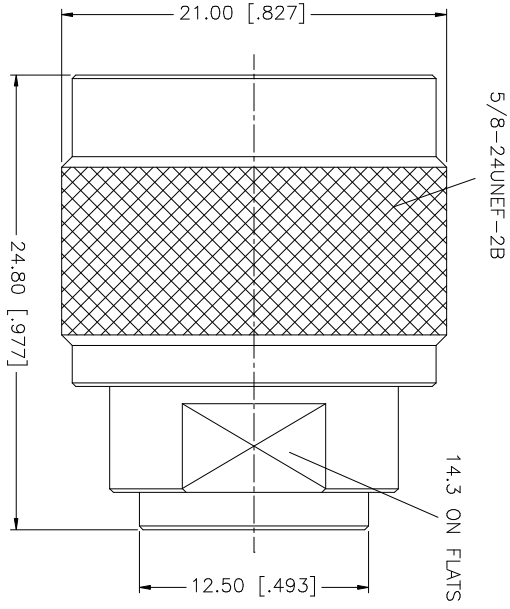


REV.	DATE	DESCRIPTION
NC	05/14/98	INITIAL RELEASE
A	06/25/06	UPDATE DRAWING FORMAT - REVISE BODY PLATING TO NEXCOTE



RECOMMENDED CABLE STRIPPING DIMENSIONS

NOTE:
1. CRIMPED CONTACT PIN - HEX. CRIMP SIZE .100"

NO.	DESCRIPTION	MATERIAL	FINISH	QTY
8				
7				
6				
5				
4	SOLDER NUT	BRASS	GOLD	1
3	CONTACT PIN	BRASS	GOLD	1
2	INSULATOR	TEFLON	NATURAL	2
1	BODY	BRASS	NEXCOTE	1
	DESCRIPTION	MATERIAL	FINISH	QTY

UNLESS OTHERWISE SPECIFIED DIMENSIONS ARE IN MILLIMETERS DIMENSIONS IN PARENS IN INCHES AND FOR CUSTOMER REFERENCE ONLY.	UNLESS OTHERWISE SPECIFIED TOLERANCES FOR MILLIMETERS ARE:	UNLESS OTHERWISE SPECIFIED TOLERANCES FOR INCHES ARE:
0.5 - 8mm ± 0.20mm	.020 - .315 = ± 0.007"	
8 - 30mm ± 0.40mm	.315 - 1.180 = ± 0.015"	
30 - 120mm ± 0.50mm	1.180 - 4.724 = ± 0.020"	

APPROVALS	DATE
DRAWN G.R.S.	06/25/06
CHECKED	
ISSUED	
SHEET 1 OF 1	

CAD FILE	DWG. NO.	REV.	SIZE	SCALE
C:/172/172211.DWG	172211.DWG	A	A	NA

PART DESCRIPTION	PART NO.
N DIRECT SOLDER PLUG (FOR .085", .086" SEMI RIGID CABLE)	172211

Amphenol Connex

N DIRECT SOLDER PLUG
(FOR .085", .086" SEMI RIGID CABLE)