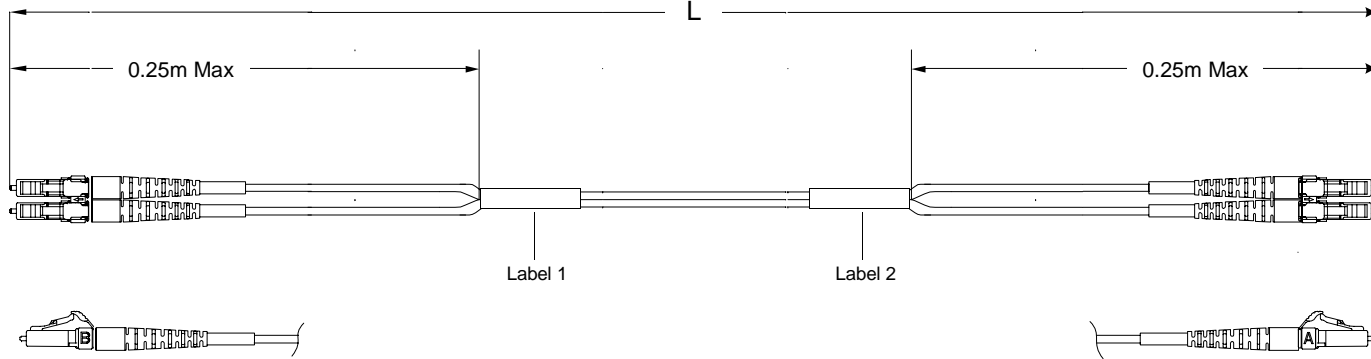


Restricted to: General Release


USED ON

THIS DRAWING IS A CONTROLLED DOCUMENT



Left Side
 Connector(s): LC-Duplex Secure
 Mode: MM
 Housing Color: Red
 Geom. Spec: N/A

Fiber Path



Right Side
 Connector(s): LC-Duplex Secure
 Mode: MM
 Housing Color: Red
 Geom. Spec: N/A

Notes:

- 1 Includes dust caps (not shown on print).
- 2 Label 2 will not be present on any cable assembly less than 5 meters long.
- 3 Product and Processing must meet requirements of Tyco Electronics Standard 230-702

THIS INFORMATION IS CONFIDENTIAL AND PROPRIETARY TO TYCO ELECTRONICS, INC. IT IS TO BE KEPT CONFIDENTIAL AND NOT DISCLOSED TO ANY OTHER PERSON OR ENTITY WITHOUT THE WRITTEN AUTHORIZATION OF TYCO ELECTRONICS CORPORATION, HARRISBURG, PENNSYLVANIA

LOC
 CE
 DIST
 16

A	Rev Per EC#	RELEASED	7/26/2006	-	DF		
P	LTR	REVISION RECORD	DATE	DIN	APVD		

DIMENSIONS: meters

Customer Print

DIN	Cable Assy Configurator	MATERIAL	-	HEAT TREAT	-
CHK	Dave Fennell	Tyco Electronics, Inc. Harrisburg, PA 17105-3608			
APVD	Dave Fennell				
NAME	FO C/A - 2 fiber, XG - 50/125, OFNR (Riser) jacket, LC-Duplex Secure to LC-Duplex Secure				
SCALE	NTS	SIZE	A2	DRAWING NO	C- 1906575
SHEET	1 of 4	REV	A		

Restricted to: General Release

USED ON

THIS DRAWING IS A CONTROLLED DOCUMENT.

Part #	L (meters)	L (feet)	LC-Duplex Secure, Red		LC-Duplex Secure, Red	
			IL (dB)	RL (dB)	IL (dB)	RL (dB)
0-1906575-1	0.950 - 1.050	3.11 - 3.44	0.5	-	0.5	-
0-1906575-2	1.950 - 2.050	6.39 - 6.72	0.5	-	0.5	-
0-1906575-3	2.950 - 3.050	9.67 - 10.00	0.5	-	0.5	-
0-1906575-4	3.920 - 4.080	12.86 - 13.38	0.51	-	0.51	-
0-1906575-5	4.920 - 5.080	16.14 - 16.66	0.51	-	0.51	-
0-1906575-6	5.920 - 6.080	19.42 - 19.94	0.51	-	0.51	-
0-1906575-7	6.920 - 7.080	22.70 - 23.22	0.51	-	0.51	-
0-1906575-8	7.920 - 8.080	25.98 - 26.50	0.51	-	0.51	-
0-1906575-9	8.850 - 9.150	29.03 - 30.01	0.51	-	0.51	-
1-1906575-0	9.850 - 10.150	32.31 - 33.30	0.52	-	0.52	-
1-1906575-1	10.850 - 11.150	35.59 - 36.58	0.52	-	0.52	-
1-1906575-2	11.850 - 12.150	38.87 - 39.86	0.52	-	0.52	-
1-1906575-3	12.850 - 13.150	42.15 - 43.14	0.52	-	0.52	-
1-1906575-4	13.850 - 14.150	45.43 - 46.42	0.52	-	0.52	-
1-1906575-5	14.850 - 15.150	48.72 - 49.70	0.52	-	0.52	-
1-1906575-6	15.840 - 16.160	51.96 - 53.01	0.52	-	0.52	-
1-1906575-7	16.830 - 17.170	55.21 - 56.33	0.53	-	0.53	-
1-1906575-8	17.820 - 18.180	58.46 - 59.64	0.53	-	0.53	-
1-1906575-9	18.810 - 19.190	61.71 - 62.95	0.53	-	0.53	-
2-1906575-0	19.800 - 20.200	64.96 - 66.27	0.53	-	0.53	-
2-1906575-1	20.790 - 21.210	68.20 - 69.58	0.53	-	0.53	-
2-1906575-2	21.780 - 22.220	71.45 - 72.90	0.53	-	0.53	-
2-1906575-3	22.770 - 23.230	74.70 - 76.21	0.53	-	0.53	-
2-1906575-4	23.760 - 24.240	77.95 - 79.52	0.54	-	0.54	-
2-1906575-5	24.750 - 25.250	81.20 - 82.84	0.54	-	0.54	-
2-1906575-6	25.740 - 26.260	84.44 - 86.15	0.54	-	0.54	-
2-1906575-7	26.730 - 27.270	87.69 - 89.46	0.54	-	0.54	-
2-1906575-8	27.720 - 28.280	90.94 - 92.78	0.54	-	0.54	-
2-1906575-9	28.710 - 29.290	94.19 - 96.09	0.54	-	0.54	-
3-1906575-0	29.700 - 30.300	97.44 - 99.40	0.55	-	0.55	-
3-1906575-1	30.690 - 31.310	100.68 - 102.72	0.55	-	0.55	-
3-1906575-2	31.680 - 32.320	103.93 - 106.03	0.55	-	0.55	-
3-1906575-3	32.670 - 33.330	107.18 - 109.35	0.55	-	0.55	-
3-1906575-4	33.660 - 34.340	110.43 - 112.66	0.55	-	0.55	-
3-1906575-5	34.650 - 35.350	113.68 - 115.97	0.55	-	0.55	-
3-1906575-6	35.640 - 36.360	116.92 - 119.29	0.55	-	0.55	-
3-1906575-7	36.630 - 37.370	120.17 - 122.60	0.56	-	0.56	-
3-1906575-8	37.620 - 38.380	123.42 - 125.91	0.56	-	0.56	-
3-1906575-9	38.610 - 39.390	126.67 - 129.23	0.56	-	0.56	-
4-1906575-0	39.600 - 40.400	129.92 - 132.54	0.56	-	0.56	-
4-1906575-1	40.590 - 41.410	133.16 - 135.85	0.56	-	0.56	-
4-1906575-2	41.580 - 42.420	136.41 - 139.17	0.56	-	0.56	-

Qty	U of M	Description	Item No.
4	piece	LC, SC, FC Straight Boot, Beige	1
2	piece	LC Duplex clip, black	2
4	piece	LC Connector Assy, 1.6mm-2.0mm, MM	3
AR	meter	2 Fiber, XG-50/125, 2.0mm, Twinzip, Aqua, OFNR (Riser)	4
4	piece	Eyelet/Shrink tube assembly - White	5
2	piece	Trace Label	6

THIS INFORMATION IS CONFIDENTIAL AND PROPRIETARY TO TYCO ELECTRONICS, INC. IT IS TO BE KEPT CONFIDENTIAL AND NOT DISCLOSED TO ANY OTHER PERSONS OR ORGANIZATIONS WITHOUT WRITTEN AUTHORIZATION FROM TYCO ELECTRONICS CORPORATION, HARRISBURG, PENNSYLVANIA.

LOC
CE
DIST
16

A	Rev Per EC#	RELEASED	7/26/2006	-	DF		
P	LTR	REVISION RECORD	DATE	DN	APVD		

DIMENSIONS: meters

TOLERANCES UNLESS OTHERWISE SPECIFIED:


0 PLC ± .1

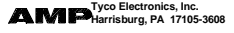
1 PLC ± .1

2 PLC ± .1

3 PLC ± .1

4 PLC ± .1

 Customer Print

DIN	Cable Assy Configurator	MATERIAL	-	HEAT TREAT	-
CHK	Dave Fennell				
APVD	Dave Fennell				
NAME	FO C/A - 2 fiber, XG - 50/125, OFNR (Riser) jacket, LC-Duplex Secure to LC-Duplex Secure				
SCALE	NTS	SIZE	A2	DRAWING NO	C- 1906575
SHEET	2	OF	4	REV	A

8 7 6 5 4 3 2 1

Restricted to: General Release

USED ON

Label 1

Per specification 107-1645-1




Trace # - Bar Code
 Trace # - Human Readable
 Part Number
 Country of Origin

This label is used on all lengths on this drawing.

Label 2

Per specification 107-1645-1



Trace # - Bar Code
 Trace # - Human Readable
 Part Number
 Country of Origin

This label is used on all lengths on this drawing.

THIS DRAWING IS A CONTROLLED DOCUMENT.

THIS INFORMATION IS CONFIDENTIAL AND PROPRIETARY TO TYCO ELECTRONICS, INC. IT IS TO BE USED ONLY BY THE PERSONNEL OF TYCO ELECTRONICS PERSONNEL, WITHOUT WRITTEN AUTHORIZATION FROM TYCO ELECTRONICS CORPORATION, HARRISBURG, PENNSYLVANIA.

LOC
 CE
 DIST
 16

Rev	Per	EC#	RELEASED	DATE	BY	APVD
A			RELEASED	7/26/2006	-	DF
P	LTR	REVISION RECORD	DATE	BY	APVD	

DIMENSIONS: meters	TOLERANCES UNLESS OTHERWISE SPECIFIED:
	0 PLC ± -
	1 PLC ± -
	2 PLC ± -
	3 PLC ± -
	4 PLC ± -
Customer Print	

DIN	Cable Assy Configurator	MATERIAL	-	HEAT TREAT	-
CHK	Dave Fennell	AMP Tyco Electronics, Inc. Harrisburg, PA 17105-3608			
APVD	Dave Fennell				
NAME	FO C/A - 2 fiber, XG - 50/125, OFNR (Riser) jacket, LC-Duplex Secure to LC-Duplex Secure				
SCALE	NTS	SIZE	A2	DRAWING NO	C- 1906575
SHEET	4 of 4	REV	A		

8 | 7 | 6 | 5 | 4 | 3 | 2 | 1