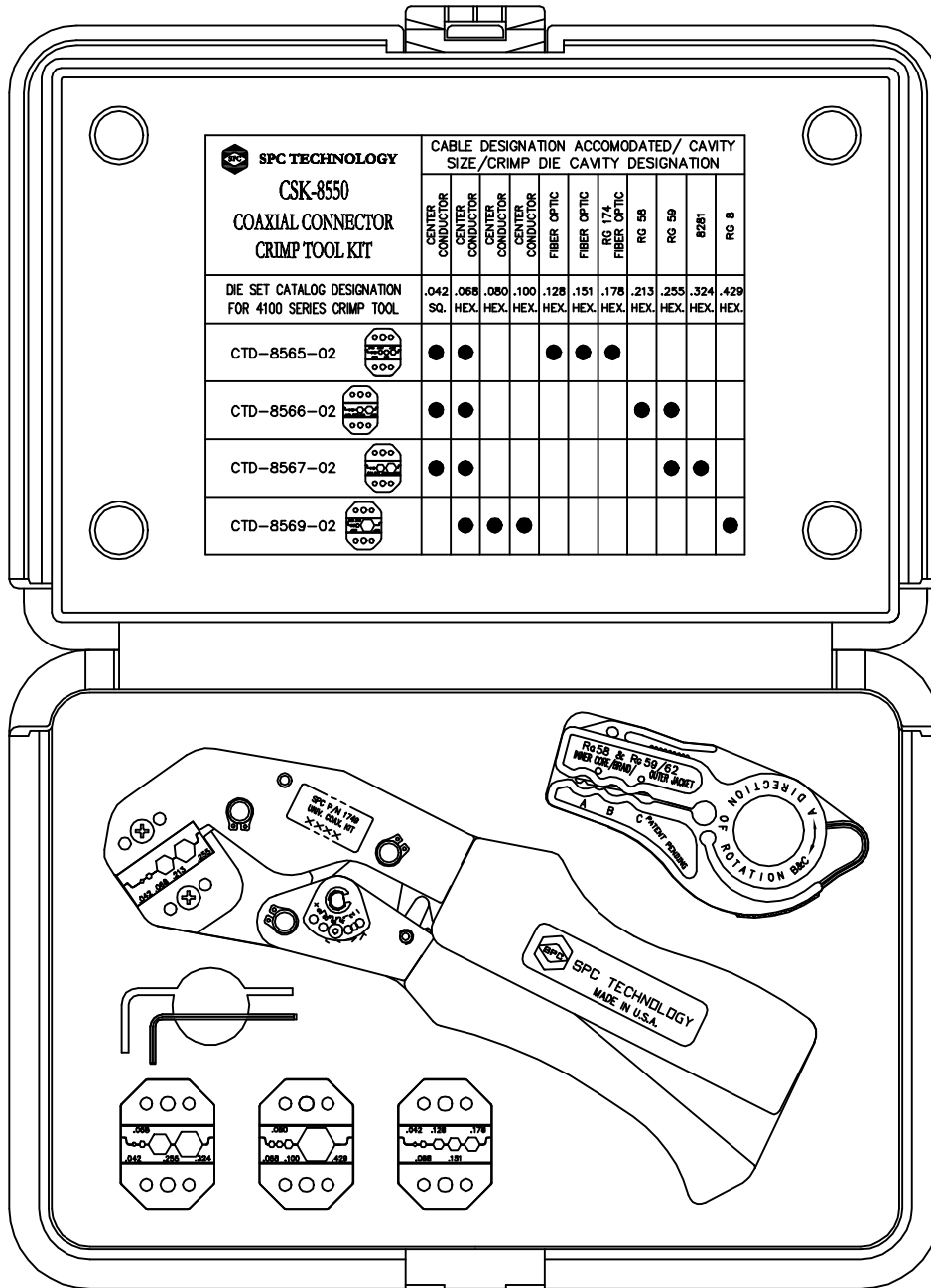


ALL RIGHTS RESERVED. NO PORTION OF THIS PUBLICATION, WHETHER IN WHOLE OR IN PART CAN BE REPRODUCED WITHOUT THE EXPRESS WRITTEN CONSENT OF SPC TECHNOLOGY.

REVISIONS			DOC. NO. SPC-F004 * Effective: 12/21/98 * DCP No: 680					
DCP #	REV	DESCRIPTION	DRAWN	DATE	CHECKD	DATE	APPRVD	DATE
149	B	Redrawn & Updated	J.W.M.	2/23/98	J.C.	10/3/99	JC	10/3/99



HEAT TREATED P/M DIES - HEAT TREATED FRAME COMPONENTS.  
 BLACK OXIDE FINISH ON FRAME & DIES  
 FULL CYCLE RATCHET CONTROLLED RELEASE  
 RATCHET SET TO RELEASE WHEN A 35-50 LB. LOAD IS APPLIED APPROX. 1 3/4" FROM END OF HANDLES.  
 ROYAL BLUE TEXTURED PLASTIC GRIPS WITH  
 PAD PRINTED LOGO (WHITE INK).

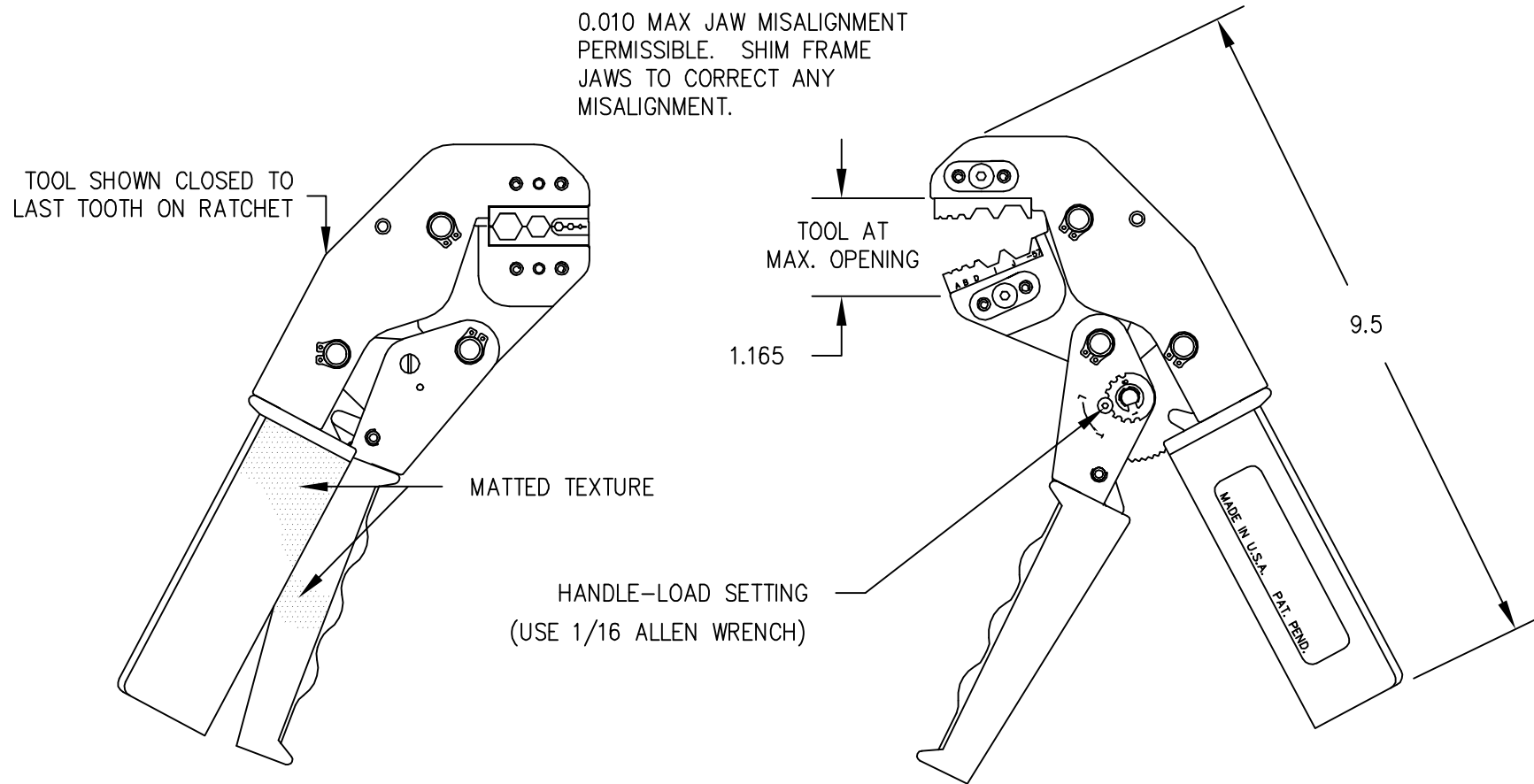
SPC-F004.DWG

DISCLAIMER:  
 ALL STATEMENTS AND TECHNICAL INFORMATION CONTAINED HEREIN ARE BASED UPON INFORMATION AND/OR TESTS WE BELIEVE TO BE ACCURATE AND RELIABLE. SINCE CONDITIONS OF USE ARE BEYOND OUR CONTROL, THE USER SHALL DETERMINE THE SUITABILITY OF THE PRODUCT FOR THE INTENDED USE AND ASSUME ALL RISK AND LIABILITY WHATSOEVER IN CONNECTION THEREWITH.



**SPC TECHNOLOGY**

UNLESS OTHERWISE SPECIFIED, DIMENSIONS ARE FOR REFERENCE PURPOSES ONLY.	DRAWN BY:	DATE:	DRAWING TITLE:			
	Jeff McVicker	2/23/98	Coaxial Connector Crimp Tool Kit			
	CHECKED BY:	DATE:	SIZE	DWG. NO.	ELECTRONIC FILE	REV
	JOHN COLE		A	CSK-8550	90N3319.dwg	B
APPROVED BY:	DATE:	SCALE:	NTS	U.O.M.: INCHES [mm]	SHEET: 1 OF 3	



NOTES:

1. MATERIAL: FRAME: #1065 HIGH CARBON STEEL  
FINISH: BLACK OXIDE  
GRIP HANDLE COLOR: ORANGE
2. HEAT TREAT: ALL FRAME COMPONENTS HEAT TREATED TO ROCKWELL C 43 TO 47
3. FLAMMABILITY: (ABS) UL94V-HB
4. CONTINUOUS USE TEMPERATURE (ABS): -40°F (-40°C) TO 176°F (80°C)
5. FULL CYCLE RATCHET CONTROL RELEASE
6. RATCHET SET TO RELEASE WHEN A 35-50 LB LOAD IS APPLIED APPROXIMATELY 1.75 FROM END OF HANDLES.

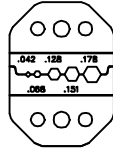
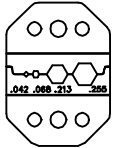
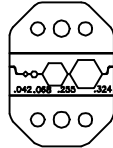
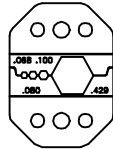
SIZE	DWG. NO.	ELECTRONIC FILE	REV
A	CSK-8550	90N3319.dwg	B
SCALE:	NTS	U.O.M.: INCHES [mm]	SHEET: 2 OF 3



**SPC TECHNOLOGY**  
**CSK-8550**

**COAXIAL CONNECTOR**  
**CRIMP TOOL KIT**

CABLE DESIGNATION ACCOMODATED/ CAVITY  
SIZE/CRIMP DIE CAVITY DESIGNATION

	CENTER CONDUCTOR	CENTER CONDUCTOR	CENTER CONDUCTOR	CENTER CONDUCTOR	FIBER OPTIC	FIBER OPTIC	RG 174 FIBER OPTIC	RG 58	RG 59	8281	RG 8
DIE SET CATALOG DESIGNATION FOR 4100 SERIES CRIMP TOOL	.042 SQ.	.068 HEX.	.080 HEX.	.100 HEX.	.128 HEX.	.151 HEX.	.178 HEX.	.213 HEX.	.255 HEX.	.324 HEX.	.429 HEX.
CTD-8565-02 	●	●			●	●	●				
CTD-8566-02 	●	●						●	●		
CTD-8567-02 	●	●							●	●	
CTD-8569-02 		●	●	●							●

SIZE <b>A</b>	DWG. NO. <b>CSK-8550</b>	ELECTRONIC FILE <b>90N3319.dwg</b>	REV <b>B</b>
SCALE: NTS	U.O.M.: INCHES [mm]	SHEET: 3 OF 3	