




## HEADERS & RECEPTACLES



TE CONNECTIVITY (TE)

### 16P MTA100 HDR ASY FL/STR 15AU

[MTA](#) | [MTA-100](#)

1-641126-6

TE Internal Number: 1-641126-6

[Always EU RoHS/ELV Compliant](#)

Centerline **2.54 mm [ .1 in ]**

Number of Positions **16**

PCB Mounting Orientation **Vertical**

PCB Mounting Style **Through Hole**

Number of Rows **1**

✓ Active

[↓ PRODUCT DRAWING](#)  
English

[↓ 3D PDF](#)

#### Product Drawings

[MTA-100 HEADER ASSEMBLY, FRICTION LOCK, NOTCHED, .025 SQUARE STRAIGHT POST, .000015 GOLD PLATED](#)

PDF  
English

#### CAD Files

[3D PDF](#)

PDF  
3D

[Customer View Model](#)

2D\_DXF.ZIP  
English

[Customer View Model](#)

3D\_IGS.ZIP  
English

[Customer View Model](#)

3D\_STP.ZIP  
English

#### Catalog Pages/Data Sheets

[MTA, CST-100 II, SL-156 And AMP Economy Power \(EP\) Connectors](#)

PDF  
English

Please review product documents or [contact us](#) for the latest agency approval information. Please Note: Use the Product Drawing for all design activity.

#### Product Type Features

PCB Mounting Orientation	<b>Vertical</b>
Product Type	<b>Connector</b>
Connector Type	<b>Header</b>
Connector System	<b>Wire-to-Board</b>
Strain Relief	<b>Without</b>

	Sealed	<b>No</b>
	Connector Style	<b>Plug</b>
	Applies To	<b>Printed Circuit Board</b>
Configuration Features	Number of Positions	<b>16</b>
	Number of Rows	<b>1</b>
	Backwall/Post Interruptions	<b>Without</b>
Electrical Characteristics	Operating Voltage (VAC)	<b>250</b>
Body Features	Header Type	<b>Unshrouded</b>
Contact Features	Contact Mating Area Plating Material	<b>Gold</b>
	Contact Mating Area Plating Thickness	<b>.38 <math>\mu\text{m}</math> [ 15 <math>\mu\text{in}</math> ]</b>
	Underplate Material	<b>Nickel</b>
	Contact Termination Area Plating Thickness	<b>3.81 – 8.89 <math>\mu\text{m}</math> [ 150 – 350 <math>\mu\text{in}</math> ]</b>
	Underplate Material Thickness	<b>1.27 <math>\mu\text{m}</math>, 50 <math>\mu\text{in}</math></b>
	Contact Style	<b>Straight</b>
	Contact Shape	<b>Square</b>
	Tail Plating Material	<b>Tin-Lead</b>
	Contact Termination Area Plating Material	<b>Tin</b>
	Tail Plating Thickness	<b>3.81 – 8.89 <math>\mu\text{m}</math> [ 150 – 350 <math>\mu\text{in}</math> ]</b>
	Contact Type	<b>Pin</b>
	Contact Current Rating (A)	<b>5</b>
	Contact Layout	<b>Inline</b>
	Contact Termination Area Plating Material Finish	<b>Matte</b>
Contact Base Material	<b>Copper Alloy</b>	
Termination Features	Termination Method to PC Board	<b>Through Hole - Solder</b>
	Termination Method to Wire/Cable	<b>Solder</b>
Mechanical Attachment	PCB Mounting Style	<b>Through Hole</b>
	PCB Mount Alignment	<b>Without</b>
	Mating Retention	<b>With</b>
	PCB Mount Retention	<b>Without</b>
	Contact Retention	<b>Without</b>

	Mating Retention Type	<b>Friction Lock</b>
	Panel Mount Retention	<b>Without</b>
	Mating Alignment	<b>Without</b>
<hr/>		
Housing Features	Centerline	<b>2.54 mm [ .1 in ]</b>
	Housing Color	<b>Natural</b>
	Housing Style	<b>Friction Lock</b>
	Housing Material	<b>Polyester - GF</b>
<hr/>		
Dimensions	Tail Length	<b>3.56 mm [ .14 in ]</b>
	Mating Post Length	<b>7.49 mm [ .295 in ]</b>
	PCB Thickness (Recommended)	<b>1.6 mm [ .063 in ]</b>
	Height	<b>7.87 mm [ .31 in ]</b>
	Length	<b>40.64 mm [ 1.6 in ]</b>
<hr/>		
Usage Conditions	Operating Temperature Range	<b>-55 – 105 °C [ -67 – 221 °F ]</b>
<hr/>		
Operation/Application	For Use With	<b>MTA .100 Connector Assembly</b>
	Pick and Place Cover	<b>Without</b>
<hr/>		
Industry Standards	UL Flammability Rating	<b>UL 94V-0</b>
	UL File Number	<b>E28476</b>
	CSA Rating	<b>Certified</b>
	Agency/Standard	<b>CSA, UL</b>
	CSA File Number	<b>LR7189</b>
	UL Rating	<b>Recognized</b>
<hr/>		
Packaging Features	Packaging Method	<b>Package</b>
	Packaging Quantity	<b>1</b>
<hr/>		
Product Compliance	<a href="#">Statement of Compliance</a> PDF	
	<a href="#">VIEW ALL PRODUCT COMPLIANCE</a>	



Relation Type ▼


RELATIONSHIP

## Mating Products

Used to identify Mating Parts

[See All Mating Products](#)

PRODUCT - MATING PRODUCTS



Connectors - W-T-B Headers & Receptacles  
MTA | MTA-100

**16P MTA100 CONN  
ASSY POL 15AU**  
- 4-644038-6

TE INTERNAL NUMBER: 4-644038-6

✓ Active

Always EU RoHS/ELV Compliant

Centerline **2.54 mm**

Number of Positions **16**

Number of Rows **1**

Contact Mating Area Plating  
Material **Gold**

Contact Mating Area Plating  
Thickness **.38 µm**




RELATIONSHIP

## Mating Products

Used to identify Mating Parts

[See All Mating Products](#)

PRODUCT - MATING PRODUCTS



Connectors - W-T-B Headers & Receptacles  
MTA | MTA-100

**16P MTA100 CONN  
ASSY GRN LF**  
- 4-641193-6

TE INTERNAL NUMBER: 4-641193-6

✓ Active

Always EU RoHS/ELV Compliant

Centerline **2.54 mm**

Number of Positions **16**

Number of Rows **1**

Contact Mating Area Plating  
Material **Gold**

Contact Mating Area Plating  
Thickness **.38 µm**




RELATIONSHIP

## Mating Products

Used to identify Mating Parts

[See All Mating Products](#)

PRODUCT - MATING PRODUCTS



Connectors - W-T-B Headers & Receptacles  
MTA | MTA-100

**16P MTA100 CONN  
ASSY GRN LF**  
- 4-641201-6

TE INTERNAL NUMBER: 4-641201-6

✓ Active

Always EU RoHS/ELV Compliant

Centerline **2.54 mm**

Number of Positions **16**

Number of Rows **1**

Contact Mating Area Plating  
Material **Gold**

Contact Mating Area Plating  
Thickness **.38 µm**

