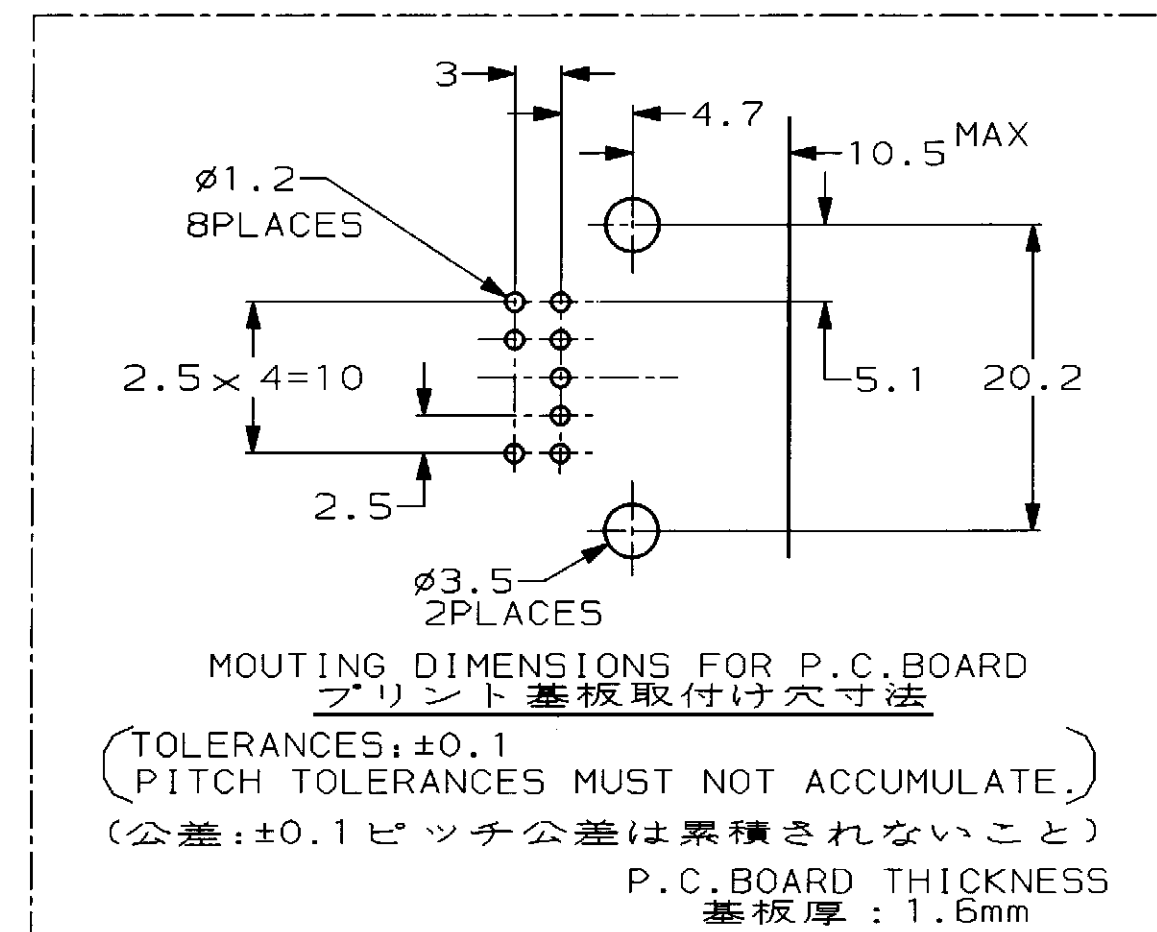
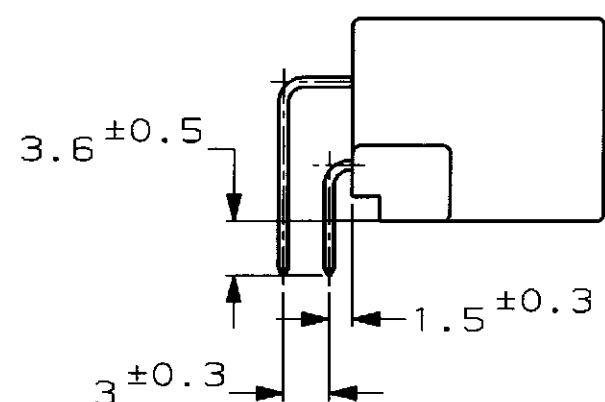
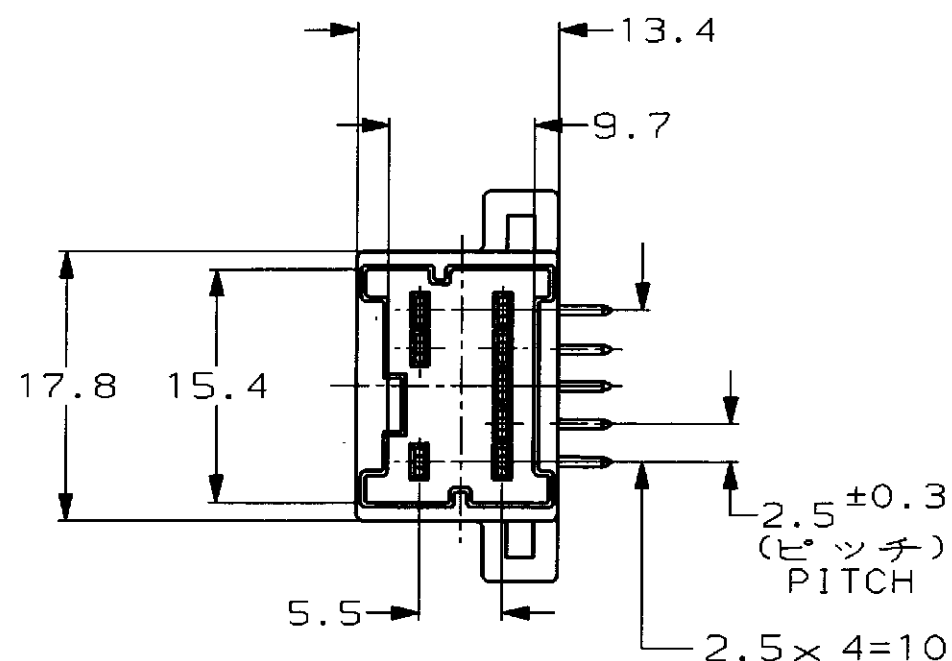
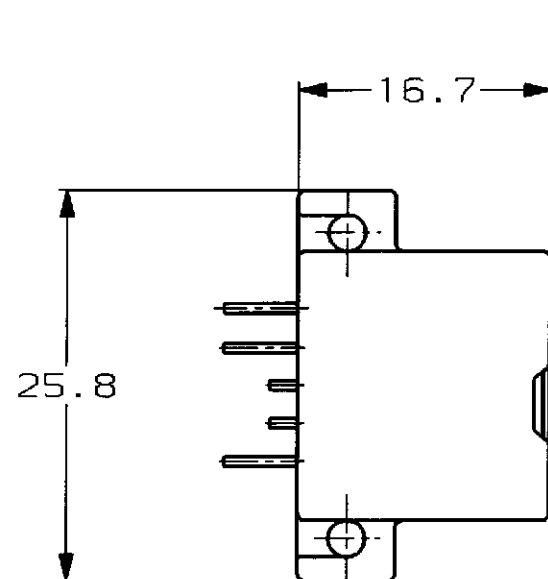


P	LTR	DESCRIPTION	ECN	DATE	DWN	APVD
	A	再作成 REDRAWN	FJ00-0506-98	18 APR 98		



1 RECOMMENDED MOUNTING SCREW: PAN-HEADED, TYPE 2 TAPPING SCREW OF 3 DIA X 6 LENGTH (JIS B1115, B1122), TIGHTENING TORQUE: 39.2Nm [4Kg-cm] MAX

1 推奨取付ネジ: JIS B1115, B1122タッピングねじ, なべ2種, 呼び径3, 長さ6, 締付トルク: 39.2N-cm [4Kg-cm] 以下

自然色 (NATURAL)	1123451-1
色 (COLOR)	型番 PART NUMBER

THIS DRAWING IS A CONTROLLED DOCUMENT FOR AMP INCORPORATED. IT IS SUBJECT TO CHANGE AND THE CONTROLLING ENGINEERING ORGANIZATION SHOULD BE CONTACTED FOR THE LATEST REVISION.		AMP 日本エー・エム・ピー株式会社 Kawasaki, Japan	
DIMENSIONS: 単位: 寸 mm	TOLERANCES UNLESS OTHERWISE SPECIFIED 一般公差 10% : ±0.2 30% : ±0.25 100% : ±0.3 ANGLE : ±0.3°	NAME 040III MULTILOCK CONNECTOR 8POS CAP HOUSING ASSEMBLY WIRE TO BOARD (H) TYPE 040III マルチロック コネクタ 8極 水平型 キャップハウジング アッセンブリ (対基板用)	SIZE A3
MATERIAL 材料 PBT	FINISH 仕上	WEIGHT 3.1g	SCALE 2:1
CUSTOMER DRAWING		SHEET 1 OF 1 REV A	

Mouser Electronics

Authorized Distributor

Click to View Pricing, Inventory, Delivery & Lifecycle Information:

[TE Connectivity:](#)

[1123451-1](#)