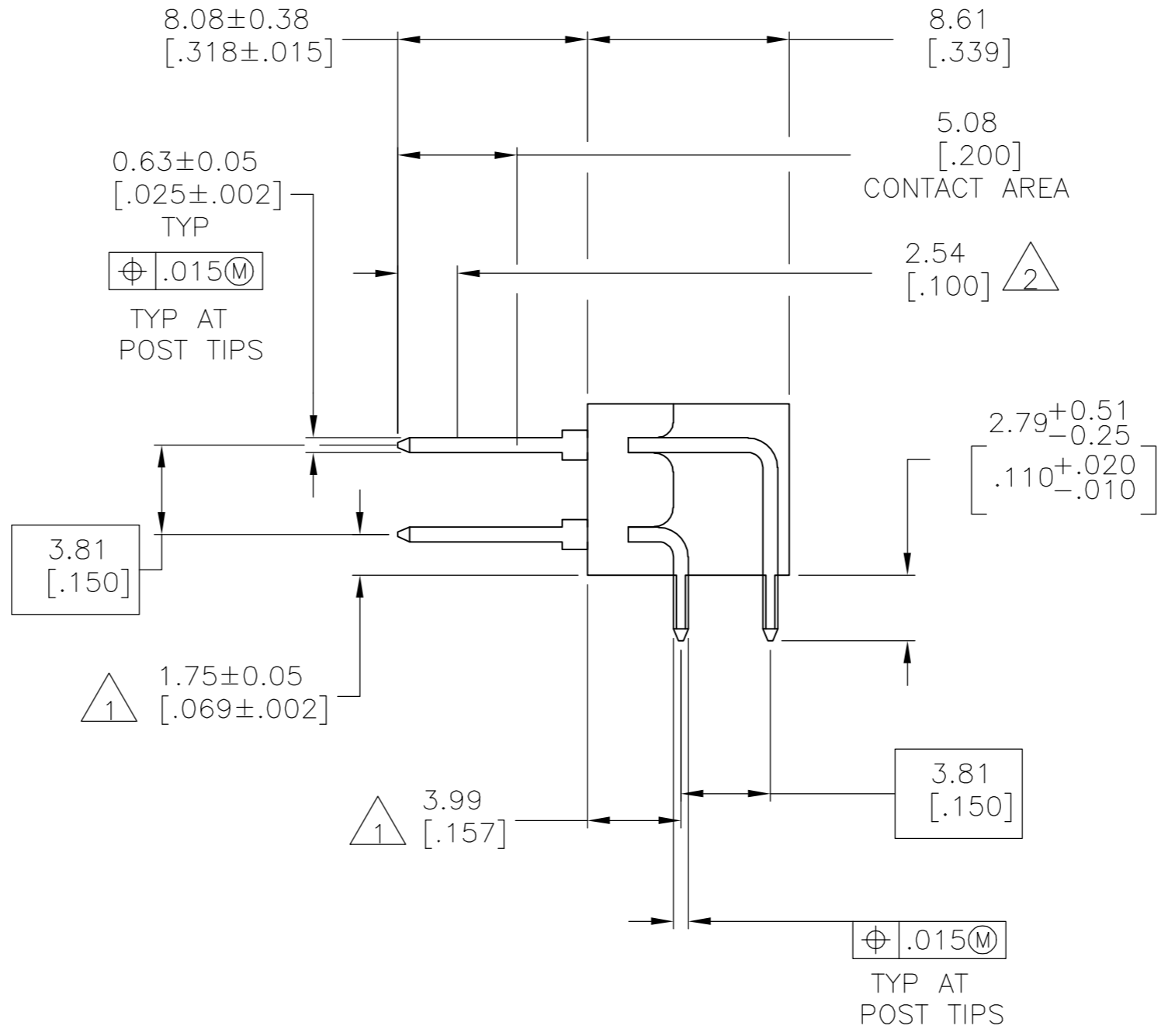
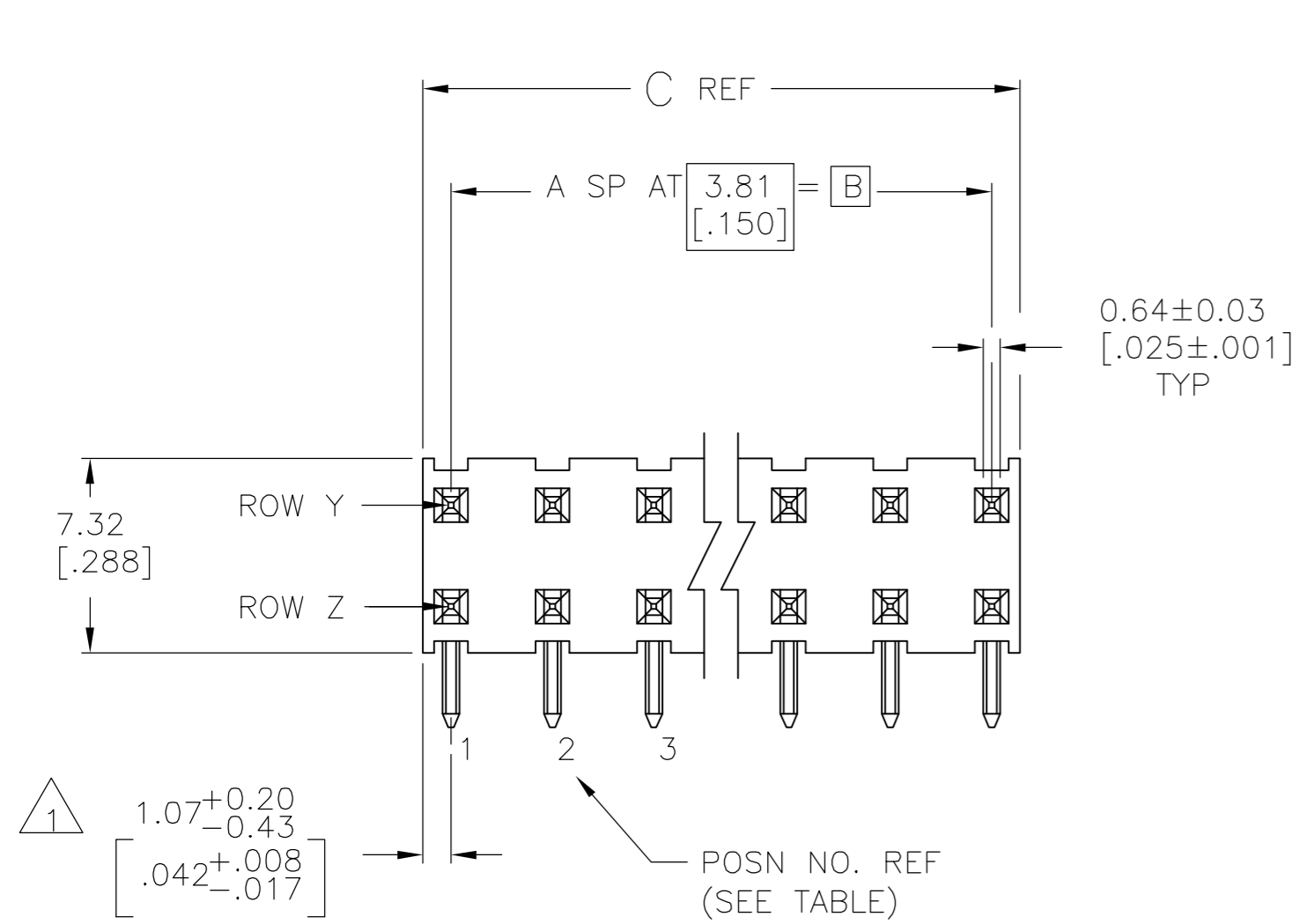
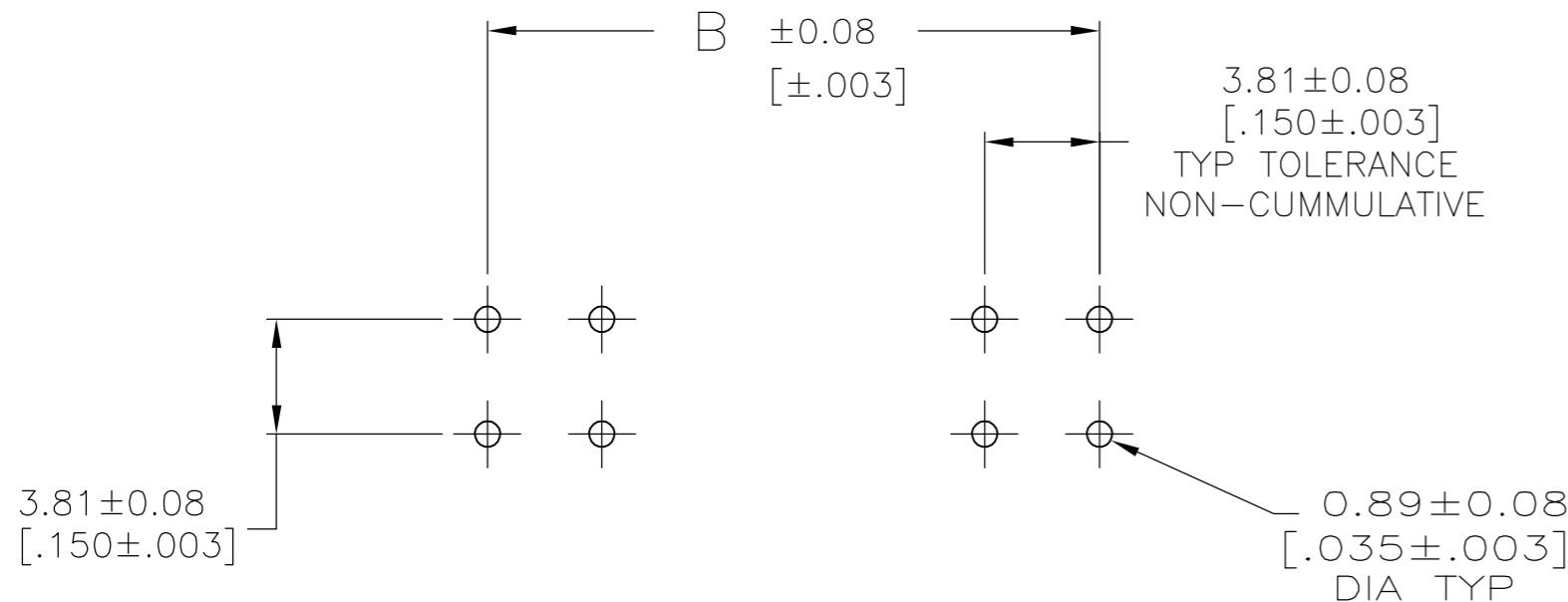


THIS DRAWING IS UNPUBLISHED. RELEASED FOR PUBLICATION
 © COPYRIGHT BY TYCO ELECTRONICS CORPORATION. ALL RIGHTS RESERVED.

LOC	DIST	REVISIONS			
P	LTR	DESCRIPTION	DATE	DWN	APVD
AD	00	C	EC 0G3C 0232 05	15SEP05	BSV JLG



- 1 DIMENSIONS APPLY FROM THE BASIC DIMENSION LINE TO THE SURFACE INDICATED
- 2 POINT OF MEASUREMENT FOR PLATING THICKNESS
- 3 HOUSING: FLAME RETARDANT THERMOPLASTIC COLOR: BLACK
- 4 GOLD PL 0.00076[.000030] ON CONTACT AREA BRIGHT TIN-LEAD PL 0.00254-0.00508[.000100-.000200] ON SOLDER TAIL ALL OVER NICKEL 0.00127[.000050]
- 5 GOLD PL 0.00076[.000030] ON CONTACT AREA MATTE TIN 0.00254-0.00508[.000100-.000200] ON SOLDER TAIL ALL OVER NICKEL 0.00127[.000050]



RECOMMENDED HOLE LAYOUT

5	2,4,6,8,10,12,14,16,18, & 20	1,3,5,7,9,11,13,15,17, & 19	74.52 [2.934]	72.39 [2.850]	19	40	5-103856-1
4	2,4,6,8,10,12,14,16,18, & 20	1,3,5,7,9,11,13,15,17, & 19	74.52 [2.934]	72.39 [2.850]	19	40	103856-1
PLATING	ROW Z	ROW Y	C	B	A	NO OF POS	AMP PART NUMBER
	POSTS OMITTED						

THIS DRAWING IS A CONTROLLED DOCUMENT.

DWN DK_SCHRUM 02APR98	Tyco Electronics Corporation Harrisburg, Pa 17105-3608
CHK DL_SIMPSON 03APR98	
APVD DL_SIMPSON 03APR98	
PRODUCT SPEC	
APPLICATION SPEC	NAME ASSEMBLY, MOD II, HEADER, DBL ROW, .150 x .150 C/L, RIGHT ANGLE, SELECTIVELY LOADED
MATERIAL	SIZE A2 CAGE CODE 00779 DRAWING NO C=103856 RESTRICTED TO
FINISH SEE TABLE	WEIGHT - SCALE 4:1 SHEET 1 OF 1 REV C

CUSTOMER DRAWING

Mouser Electronics

Authorized Distributor

Click to View Pricing, Inventory, Delivery & Lifecycle Information:

[TE Connectivity:](#)

[103856-1](#)