PART NUMBER	REV	FIRST USED	TERMINATOR	FEED TYPE	DESCRIPTION
1426491-1	A	-	LEADMAKER	MECH POST FEED	CUTS CARRIER
1426491-2	A	-	BENCH	MECH PRE FEED	CUTS CARRIER
1426491-6	A	-	LEADMAKER	MECH POST FEED	CONTINUOUS CARRIER
7-1426491-1	A	-	LEADMAKER	MECH POST FEED	-1 AND SPARE PARTS
7-1426491-2	A	-	BENCH	MECH PRE FEED	-2 AND SPARE PARTS
7-1426491-6	A	-	LEADMAKER	MECH POST FEED	-6 AND SPARE PARTS
7-1426491-7	A	-	-	-	SPARE PARTS KIT

CRIMP DATA MOLEX TERMINAL MOLEX CRIMP SPECS

TERMINAL NAME: .062 PIN AND SOCKET CONTACT

CRIMP	SIZE	TYPE	RANGE
WIRE	1.27 [.050 IN] 7	F	24 AWG - 30 AWG 8
INSUL	1.57 [.062 IN] 7	F	1.52 MAX [.060 IN MAX] 5

WIRE STRIP LENGTH 2.60-3.20 [.102-.126 IN]

APPL INSTRUCTION 408-8322

TERMINAL APPL SPEC - - NONE

FEED 9 9.53 [.375 IN]

TERMINALS APPLIED

AMP PN (PIN)	MFR PN (PIN)	AMP PN (SKT)	MFR PN (SKT)	-
286587-1	02-06-2131	286586-1	02-06-1131	-
286587-2	02-06-6137	286586-2	02-06-5138	-
286587-3	02-06-6138	286586-3	02-06-5130	-
286587-4	02-06-6130	286586-4	02-06-5147	-
286587-5	02-06-6143	286586-5	02-06-1141	-
-	-	286586-6	02-06-1143	-
-	-	-	-	-

WIRE SIZE mm² AWG	CRIMP HEIGHT	PIN PN AND LENGTH [IN]
20 AWG	0.89 ±0.03 [.035 ±.001 IN]	4-354779-9 [.3235] 6
-	-	-
-	-	-
-	-	-
-	-	-
-	-	-
-	-	-
-	-	-
-	-	-
-	-	-
-	-	-
-	-	-
-	-	-
-	-	-

1. RECOMMENDED SPARE PARTS.
2. GREASE RAM, CAM, CAM FOLLOWER AND FEED ROD LIGHTLY.
3. LUBRICATE DAILY PER THE APPLICATOR INSTRUCTION SHEET SUPPLIED WITH THE APPLICATOR.
4. CUT TO LENGTH AT ASSY.
5. MAX INSULATION COATING DIAMETER CALC BY TYCO.
6. CRIMP HEIGHT FOR 20 AWG CALCULATED BY TYCO. THIS SIZE IS NOT RECOMMENDED BY MOLEX. 20 AWG WIRE SIZE IS SPECIFIC TO SPANISH CUSTOMER.
7. CRIMP WIDTHS CALCULATED BY TYCO BASED ON MOLEX APPL. SHEET A.S.00.07.13 / ISS E CRIMP HEIGHTS.
8. WIRE RANGE SHOWN IS WIRE RANGE OF TERMINAL.
9. FEED AND FEED TRACK ALIGNMENT MAY REQUIRE ADJUSTMENT WHEN CHANGING FROM PIN TO SOCKET.

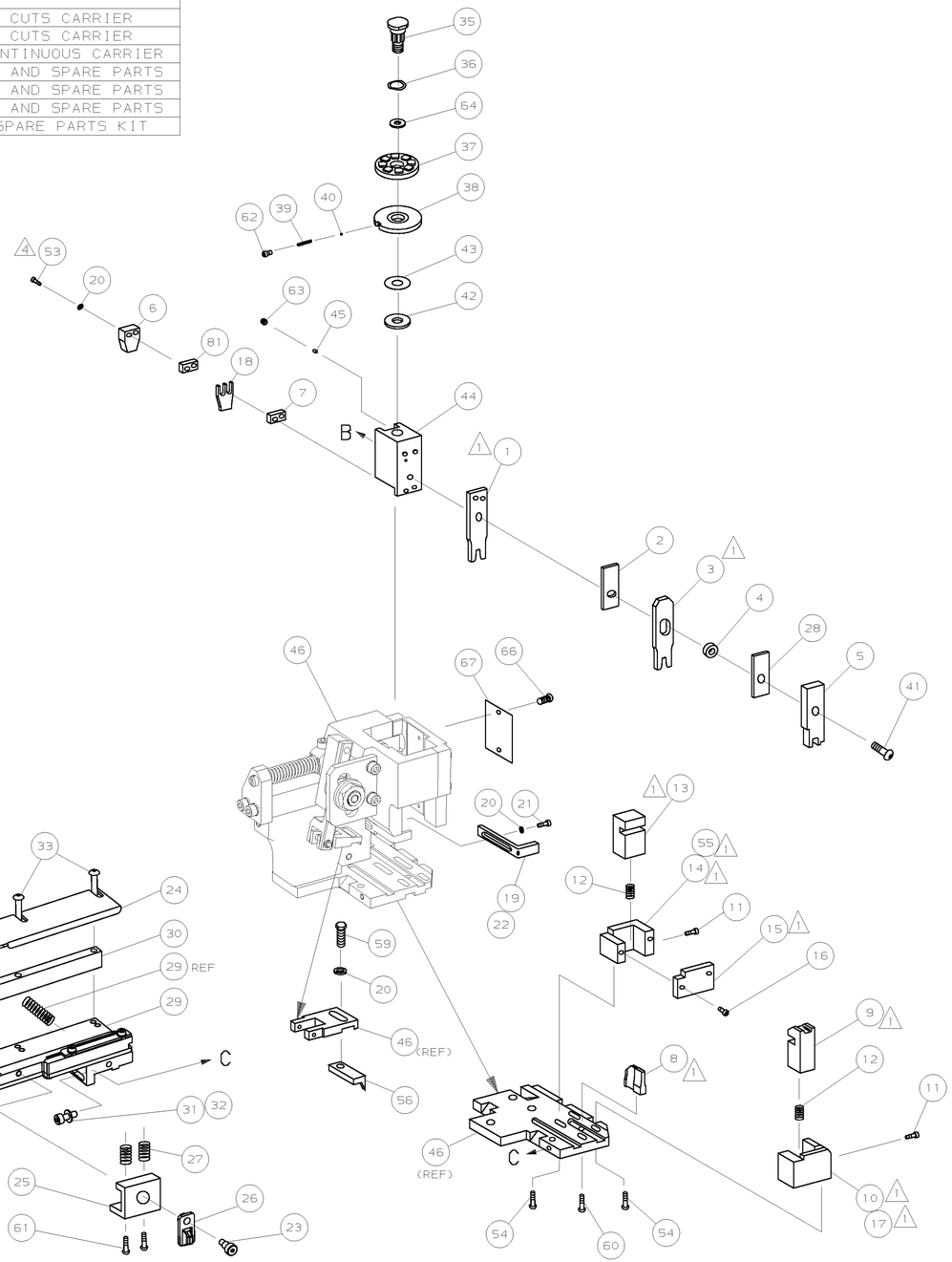

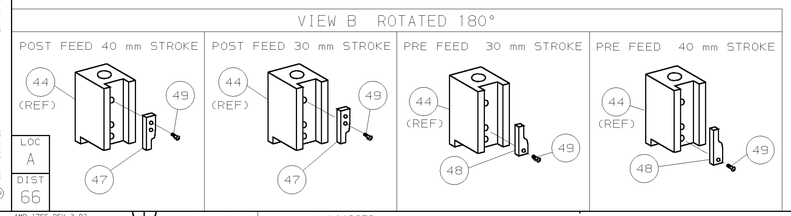

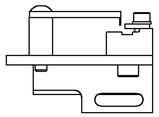

SHORT POSITION GUIDE OFF INSULATION BARREL

QTY REQD PER ASSY							PARTS LIST		
-	1	1	1	1	1	1	1-240641-4	SPACER, DEPRESSOR (REAR)	81
-	1	1	1	1	1	1	1426491	PRINT, APPLICATOR LOG SHEET	72
-	1	1	1	1	1	1	1338705-1	DOCUMENTATION PACKAGE	71
									70
									69
									68
-	1	1	1	1	1	1	461264-1	PLATE, IDENTIFICATION	67
-	2	2	2	2	2	2	21017-2	SCR,DRIVE(#2x.19)ID PLATE	66
									65
-	1	1	1	1	1	1	986950-1	WASHER, FLAT PRECISION	64
-	1	1	1	1	1	1	3-18031-0	SCR,SKT SET(M6X6)RAM	63
-	1	1	1	1	1	1	18023-9	SCR,SHC(M4X6)INS DISC	62
-	2	2	2	2	2	2	1-18024-5	SCR,BHC(M5X25)DRAG	61
-	1	1	1	1	1	1	18024-7	SCR,BHC(M4X10)ANVIL	60
-	1	1	1	1	1	1	5-18022-2	SCR,HEX(M4X8)FEED FINGER	59
									58
									57
-	1	1	1	1	1	1	1338685-1	PAWL, FEED	56
1 -	1	-	-	1	-	-	1338723-1	HOLDER,SHEAR, REAR (NO CUT)	55
-	4	4	4	4	4	4	18024-8	SCR,BHC(M4x1)SHEAR HOLDER	54
4 -	2	2	2	2	2	2	1-18023-5	SCR,SHC(M4x25)TERM HLD DWN	53
									52
									51
									50
-	1	1	1	1	1	1	18024-3	SCR,BHC(M3X10)CAM	49
-	-	1	-	-	1	-	1338675-1	CAM, PRE FEED 30 & 40 mm ST	48
-	1	-	1	1	-	1	1338676-1	CAM, POST FEED 30 & 40 mm ST	47
-	1	1	1	1	1	1	1320999-3	APPLICATOR BASIC SUBASSY	46
-	1	1	1	1	1	1	690191-1	PLUG, NYLON	45
-	1	1	1	1	1	1	1338660-3	RAM	44
-	1	1	1	1	1	1	690125-1	WASHER, LAMINATED	43
-	1	1	1	1	1	1	690124-1	WASHER, RAM	42
-	1	1	1	1	1	1	2-18024-6	SCR,BHC(M8X25)RAM	41
-	1	1	1	1	1	1	23241-1	BALL, STEEL	40
-	1	1	1	1	1	1	2-22278-7	SPRING, COMPRESSION	39
-	1	1	1	1	1	1	1320922-1	DISC, INSULATION	38
-	1	1	1	1	1	1	354777-1	WIRE DISC, PLASTIC	37
-	1	1	1	1	1	1	22480-5	WASHER, SPRING	36
-	1	1	1	1	1	1	690212-1	POST, RAM	35
									34
-	2	2	2	2	2	2	1-18024-0	SCR,BHC(M4X20)STRIP GUIDE	33
-	1	1	1	1	1	1	18027-2	WASHER, FLAT(M4)	32
-	1	1	1	1	1	1	1-18023-2	SCR,SKT CAP(M4X12)MOUNT BLOCK	31
-	1	1	1	1	1	1	1320908-4	SPACER, STRIP GUIDE	30
-	1	1	1	1	1	1	1633073-1	STRIP GUIDE PLATE ASSY	29
-	1	1	1	1	1	1	1-455888-0	SPACER, FRONT SHEAR DEP	28
-	2	2	2	2	2	2	1-22284-0	SPRING, DRAG	27
-	1	1	1	1	1	1	356835-1	LEVER, DRAG RELEASE	26
-	1	1	1	1	1	1	240792-1	DRAG, TERMINAL	25
-	1	1	1	1	1	1	1320928-1	PLATE, STRIP GUIDE	24
-	1	1	1	1	1	1	980371-4	SCR,SHC SHLD	23
-	1	-	1	1	-	1	690472-2	STRIPPER	22
-	1	1	1	1	1	1	1-18023-1	SCR,SHC(M4X10)STRIPPER	21
-	4	4	4	4	4	4	18025-2	WASHER,LOCK(M4)STRIPPER	20
-	-	1	-	-	1	-	690472-1	STRIPPER	19
-	1	1	1	1	1	1	690518-2	HOLDER, TERMINAL	18
1 -	1	-	-	1	-	-	1338684-1	HOLDER, SHEAR, FRONT (NO-CUT)	17
-	2	2	2	2	2	2	18023-2	SCR,SHC(M3X6)REAR SHEAR PL	16
1 -	1	1	1	1	1	1	1-690464-5	PLATE, SHEAR (REAR)	15
1 -	-	1	1	-	1	1	1320920-1	HOLDER, SHEAR, REAR (CUT)	14
1 -	1	1	1	1	1	1	690463-2	SHEAR, FLOAT (REAR)	13
-	2	2	2	2	2	2	5-22280-0	SPRING, SHEAR	12
-	2	2	2	2	2	2	356885-4	STOP, SHEAR	11
1 -	-	1	1	-	1	1	1320921-1	HOLDER, SHEAR, FRONT (CUT)	10
1 -	1	1	1	1	1	1	462006-1	SHEAR, FLOAT (FRONT)	9
1 1	2	2	2	1	1	1	4-1333225-5	ANVIL	8
-	1	1	1	1	1	1	240641-8	SPACER, DEPRESSOR (REAR)	7
-	1	1	1	1	1	1	690468-1	DEPRESSOR, SHEAR (REAR)	6
-	1	1	1	1	1	1	2-455889-0	DEPRESSOR, SHEAR (FRONT)	5
-	1	1	1	1	1	1	238011-8	SPACER, BLOCK CRIMPER	4
1 1	2	2	2	1	1	1	9-456134-8	CRIMPER, INSULATION	3
-	1	1	1	1	1	1	455888-4	SPACER, CRIMPER	2
1 1	2	2	2	1	1	1	2-568176-5	CRIMPER, WIRE	1
-77	-76	-72	-71	-6	-2	-1	PART NO	DESCRIPTION	ITEM NO

← REVISION OF EACH ASSY NO (WHEN BLANK, USE DWG REVISION)

P	F	LTR	REVISION RECORD	APP	DATE
		A	SEE ECN 015A-0409-04	LJL	MAY04

DIMENSIONS: mm [INCHES]
DO NOT SCALE PRINT.
TOLERANCES UNLESS OTHERWISE SPECIFIED:
1 PLC DEC ±-
2 PLC DEC ±-
3 PLC DEC ±-
ANGLES ± -
SURF TEXTURE, √
REMOVE BURRS, BREAK SHARP EDGES RO.38 MAX

MATL - - HT TR - - FIN - -

DR 11MAR04 L.LOFTHOUSE APP 11MAR04 F.BACKHURST
CHK - - REL 20MAY04 L.LOFTHOUSE

AMP Tyco Electronics Harrisburg, PA 17105-3608

NAME SIDE FEED HD-I APPLICATOR MACHINE HD-I REF APPL
SCALE - D DWG NO 1426491 SHEET 1 OF 1 REV A
CAGE CODE 00779 CUSTOMER AND ASSEMBLY DRAWING RESTRICTED TO —

THIS DRAWING IS A CONTROLLED DOCUMENT.
THIS DRAWING IS UNPUBLISHED. © COPYRIGHT 20 . BY AMP INCORPORATED. RELEASED FOR PUBLICATION .20 . ALL RIGHTS RESERVED.

LAYOUT L1426491
SET UP GAGE 458637-3
LOC A
DIST 66