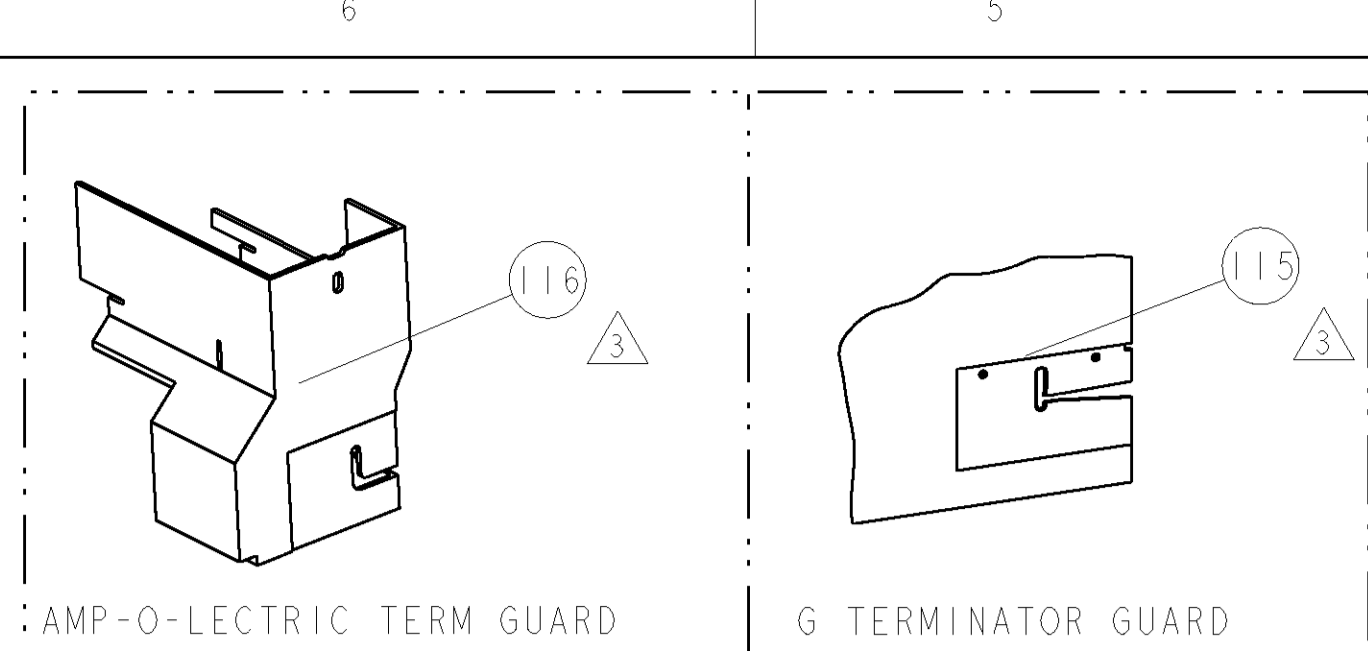



PART NUMBER	REV	FIRST USED	POWER UNIT	FEED TYPE	DESCRIPTION
1852343-1	B	122500-1	LEADMAKER	AIR FEED	CUTS CARRIER
1852343-2	B	565435-5	BENCH MODEL K	AIR FEED	CUTS CARRIER
1852343-3	B	354500-1	BENCH MODEL G	AIR FEED	CUTS CARRIER
1852343-6	B	122500-1	LEADMAKER	AIR FEED	CONTINUOUS CARRIER
7-1852343-7	A	-	-	-	SPARE PARTS



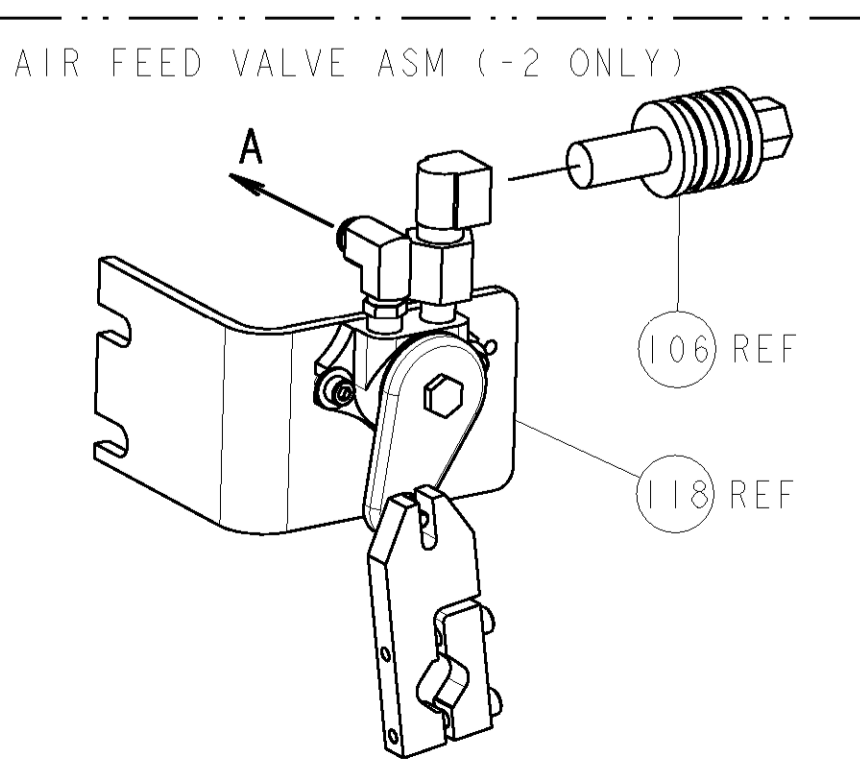
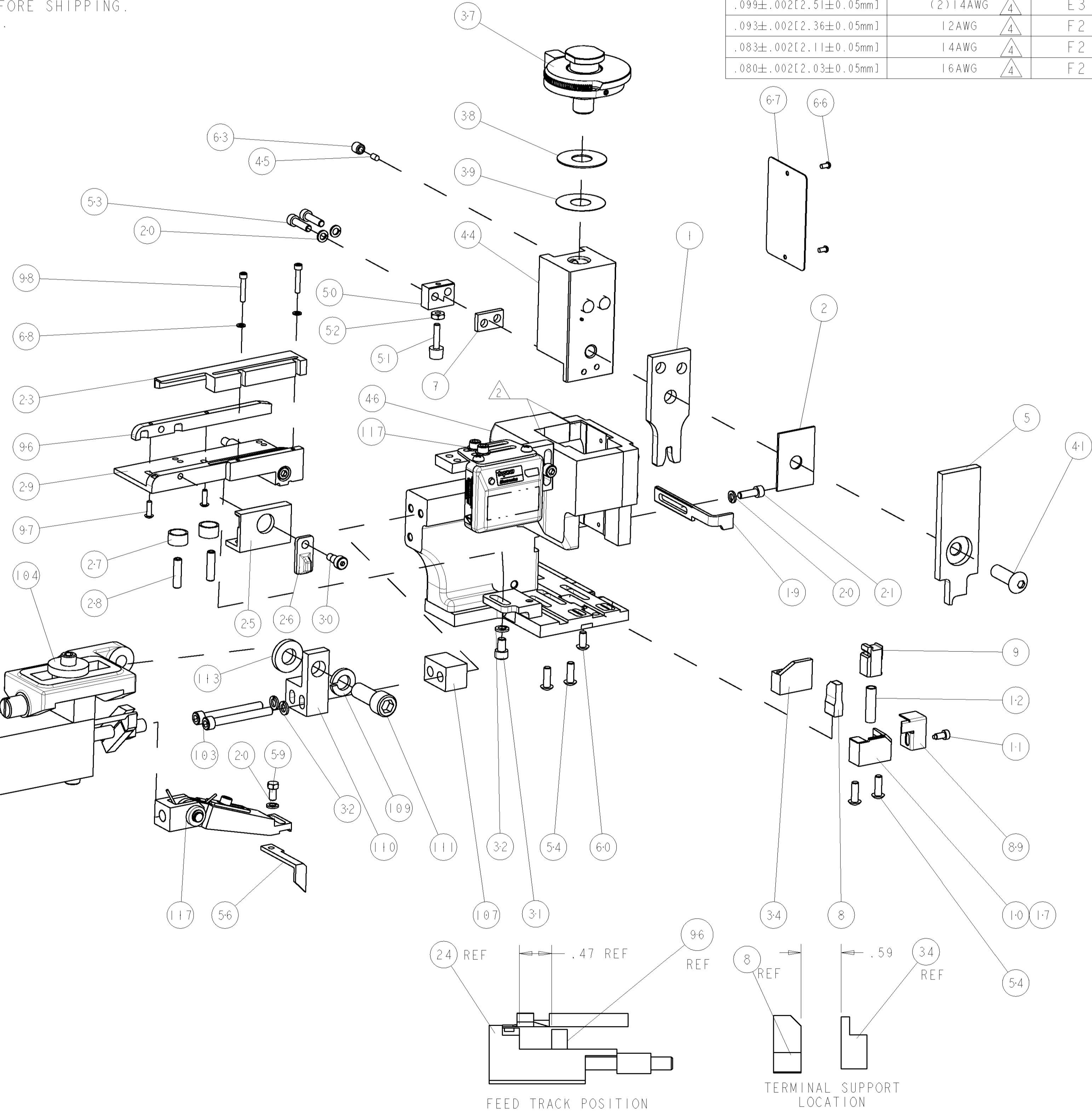
TYCO PN		SEALCO PN		SEALCO TERMINAL - AMP CRIMP SPECS		REF SETTING
1949164-1	△4	NDF-1		CRIMP HEIGHT	WIRE SIZE	B3
1949165-1	△5	NDM-1		.118±.002[3.00±0.05mm]	△5 10AWG	A9
-	-	-	-	.118±.002[3.00±0.05mm]	△5 12 & 14AWG	C8
-	-	-	-	.108±.002[2.74±0.05mm]	△5 (2) 14AWG	D9
-	-	-	-	.102±.002[2.59±0.05mm]	△5 12AWG	
		CRIMP	SIZE	TYPE	RANGE	
		WIRE	.160 [4.06mm]	F	16-10 AWG	
		INSUL	-	-	-	
WIRE STRIP LENGTH	TERM APPL SPEC	FEED	APPLICATOR INSTRUCTIONS	SET UP GAGE		
.243 - .258	NONE	.828	408-8040 & 408-8490	458637-1		



CRIMP HEIGHT	WIRE SIZE	REF SETTING
.092±.002[2.34±0.05mm]	△5 14AWG	E0
.086±.002[2.18±0.05mm]	△5 16AWG	F2
.109±.002[2.77±0.05mm]	10AWG △4	C8
.109±.002[2.77±0.05mm]	12 & 14AWG △4	C4
.099±.002[2.51±0.05mm]	(2) 14AWG △4	E3
.093±.002[2.36±0.05mm]	12AWG △4	F2
.083±.002[2.11±0.05mm]	14AWG △4	F2
.080±.002[2.03±0.05mm]	16AWG △4	F2

- △ RECOMMENDED SPARE PARTS
- △ GREASE LIGHTLY
- △ GUARD MUST BE IN PLACE WHEN OPERATING APPLICATOR IN A BENCH MACHINE
- △ CRIMP HEIGHTS FOR 1949164-1 ONLY; MAX CMA=11,094 WHEN RUNNING 16-12AWG, ADDITIONAL SHIMS WILL BE REQUIRED TO OBTAIN CRIMP HEIGHT.
- △ CRIMP HEIGHTS FOR 1949165-1 ONLY; MAX CMA=9,960 WHEN RUNNING 16-14AWG, ADDITIONAL SHIMS WILL BE REQUIRED TO OBTAIN CRIMP HEIGHT.
- △ DO NOT INSTALL SHIMS IN APPLICATOR BEFORE SHIPPING. BAG & SHIP SEPARATELY WITH APPLICATOR.

*** WARNING**
ON INSTALLATION, SET WIRE DISC TO LARGEST WIRE SIZE SETTING. USE OF SETTINGS BELOW MIN. REQUIRED CRIMP HEIGHT SETTING WILL CAUSE DAMAGE TO CRIMP TOOLING.



LOC	DIST	P	LTR	DESCRIPTION	DATE	DWN	APPR
A	66			RELEASED	20NOV2006	BH	BH
		B		ECR-07-003996	20FEB2007	BH	BH

ITEM NO	QTY	U/M	PART NO	DESCRIPTION
1	1		469367-4	SHIM
2	1		469367-3	SHIM
3	1		469367-2	SHIM
4	1		469367-1	SHIM
5	-	REF	692655-6	AIR FEED VALVE ASSEMBLY
6	1		461062-1	FEED FINGER ASSEMBLY
7	-	REF	455749-1	GUARD WINDOW
8	-	REF	679532-1	INSERT, GUARD
9	1		371178	WASHER
10	1		3-21001-5	SCR, SKT HD CAP 3/8-16 X 1.000
11	1		459610-1	MOUNT, FEED BRACKET
12	1		21024-8	WASHER, SPRG LOCK, REG 3/8
13	1		692655-7	AIR FEED VALVE ASSEMBLY
14	1		461690-3	SPACER, AIR FEED
15	-	REF	24024-2	VALVE, SHUT OFF
16	-	REF	692655-5	AIR FEED VALVE ASSEMBLY
17	1		461065-1	ASSEMBLY, AIR FEED
18	2	2	4-21000-2	SCR, SKT HD CAP 10-32 X 1.750
19	2	2	1-21000-6	SCR, SKT HD CAP 4-40 X .625
20	2	2	1-21002-4	SCR, BTN SKT HD CAP 4-40 X .375
21	1		189807-3	FENCE
22	1		318563-1	GUARD, FRONT CHIP
23	1		4088040	SF APPL INST 408-8040
24	1		217238-1	GENERAL INSTRUCTION PKG
25	2	2	21024-2	WASHER, SPRG LOCK, REG NO 4
26	1		461264-5	PLATE, IDENTIFICATION
27	2	2	21017-2	SCREW, DRIVE
28	1		21009-2	SCR, SET, SELF LOCKING 1/4-20 X .250
29	1		22733-8	SCR, BHSC, SELF-LOCKING, 8-32 X .375
30	1		2-22603-0	SCR, HEX HD CAP 8-32 X .312
31	1		3-694433-1	FEED PAWL
32	4	4	2-21002-2	SCR, BTN SKT HD CAP 8-32 X .500
33	2	2	2-21000-8	SCR, SKT HD CAP 8-32 X .625
34	1		21018-5	NUT, HEX, REG 6-32
35	1		811242-2	BUMPER, HOLD DOWN
36	1		690753-1	SPACER, TONKER
37	1		1633399-1	APPL., BASIC AIR FEED SUB ASSY
38	1		690191-1	PLUG, NYLON
39	1		1-455673-5	RAM, SIDE FEED
40	1		7-21002-9	SCR, BTN SKT HD CAP 5/16-24 X 1.00
41	1		690125-1	SHIM SUB-ASSY
42	1		469367-8	SHIM
43	1		879103-4	FINE ADJUST HEAD ASSEMBLY
44	1		3-690786-4	TERMINAL SUPPORT
45	3	3	21024-5	WASHER, SPRG LOCK, REG NO 10
46	1		7-21000-6	SCR, SKT HD CAP 10-32 X .312
47	1		21989-8	SCR, SKT HD SHLDR 3/16 DIA X .250
48	1		1633091-6	ASSEMBLY, STRIP GUIDE
49	2	2	5-21006-6	SCR, SET, CUP POINT 10-32 X .750
50	2	2	1-22284-0	SPRING, COMPRESSION
51	1		356835-1	LEVER, DRAG RELEASE
52	1		240792-1	DRAG, TERMINAL
53	1		2-679651-8	FRONT STRIP GUIDE
54	1		2-21000-7	SCR, SKT HD CAP 8-32 X .500
55	4	4	21024-4	WASHER, SPRG LOCK, REG NO 8
56	1		691353-1	STRIPPER
57	1		679625-2	SHEAR HOLDER, FRONT (NO CUT)
58	1		3-22280-3	SPRING, COMPRESSION
59	1		690461-2	STOP, SHEAR
60	-	REF	1-690459-0	SHEAR HOLDER, FRONT
61	1		454276-9	FLOATING SHEAR, FRONT
62	1		6-1633117-1	ANVIL, COMBINATION
63	1		240641-5	SPACER
64	1		2-455889-1	DEPRESSOR, SHEAR
65	1		1-455888-0	SPACER, CRIMPER
66	1		456414-2	CRIMPER, WIRE

DIMENSIONS: INCHES		TOLERANCES UNLESS OTHERWISE SPECIFIED:		DWG: B. HIGMAN 03OCT2006		Tyco Electronics	
0 PLC	±	1 PLC	±0.1	CHK: B. HIGMAN 03OCT2006	Tyco Electronics Harrisburg, PA 17105-3608		
1 PLC	±0.01	2 PLC	±0.01	APPR: J. ELBIN 03OCT2006	NAME: FINE ADJUST SIDE FEED HDM APPLICATOR		
3 PLC	±0.001	4 PLC	±0.001	PRODUCT SPEC: -			
4 PLC	±0.001	ANGLES	±0.0001	APPLICATION SPEC: -			
MATERIAL: -		FINISH: -		WEIGHT: -		RESTRICTED TO: -	
CUSTOMER DRAWING		SCALE: 3:5		SHEET: 1 OF 1		REV: B	

CUSTOMER VIEWABLE ASSEMBLY

Mouser Electronics

Authorized Distributor

Click to View Pricing, Inventory, Delivery & Lifecycle Information:

[TE Connectivity:](#)

[1852343-2](#)