



Series 675 DIP Program Headers

FEATURES


- Aries DIP programmable headers offer unusual versatility for programming within the header itself
- They can be individually programmed using cutters or Aries programming tool, P/N T-675, available separately, to remove the interconnecting sections. Consult **Data Sheet 22002** for Aries programming tool
- Adjacent and/or opposing pins are interconnected until the pre-slotted section is programmed out. An almost infinite number of programs can be attained by merely leaving or removing interconnecting sections
- A low profile, snap-on cover protects header from dirt or accidental damage, and can be marked to identify the program within the header

GENERAL SPECIFICATIONS

- STANDARD HEADER BODY AND COVER: black UL 94V-0 4/6 Nylon
- PINS: Brass 3/4-hard
- PIN PLATING: "-T" 200 μ [5.08 μ] min. matte Sn per ASTM B545-97 2004e1 over 50 μ [1.27 μ] min. Ni per QQ-N-290; "-G" 10 μ [0.25 μ] Au per MIL-G-45204 over 50 μ [1.27 μ] min. Ni per QQ-N-290; "-TL" 200 μ [5.08 μ] 90/10 Sn/Pb per MIL-T-10727 Type I over 50 μ [1.27 μ] min. Ni per QQ-N-290
- CURRENT RATING: 2 amps
- OPERATING TEMPERATURE: 221°F [105°C] Sn or Sn/Pb plating; 257°F [125°C] Au plating

MOUNTING CONSIDERATIONS

- SUGGESTED PCB HOLE SIZE: 0.035 \pm 0.002 [0.89 \pm 0.05] dia.



CUSTOMIZATION: In addition to the standard products shown on this page, Aries specializes in custom design and production. Special materials, platings, sizes, and configurations can be furnished, depending on the quantity. **NOTE:** Aries reserves the right to change product general specifications without notice.

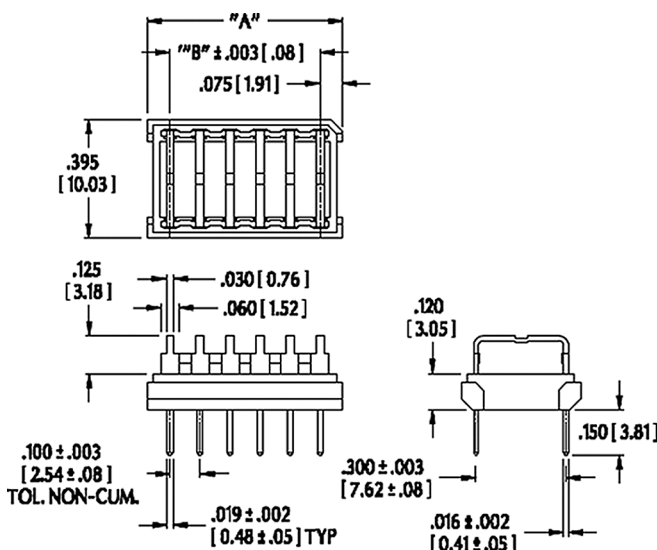
ORDERING INFORMATION

XX-675-19X X

Pins — 8, 14 & 16 only*
 Series —
 Style — 190 or 191 (see dwg)

Plating
 None = Au
 T = Sn
 TL = Sn/Pb

* Consult factory for other sizes



ALL DIMENSIONS: INCHES [MILLIMETERS]

ALL TOLERANCES: ± 0.005 [0.13] UNLESS OTHERWISE SPECIFIED

"A" = (NO. OF PINS PER ROW \times 0.100 [2.54]) + 0.050 [1.27]

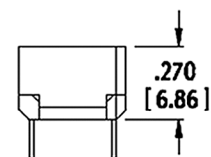
"B" = (NO. OF PINS PER ROW - 1) \times 0.100 [2.54]

COVERS AVAILABLE FOR 8-, 14- AND 16-PIN HEADERS. TO ORDER, SPECIFY P/N XX-650-10, WHERE "XX" DENOTES THE NUMBER OF PINS. CONSULT DATA SHEET 12033 FOR ADDITIONAL INFORMATION.

CONSULT FACTORY FOR OTHER SIZES AND CONFIGURATIONS



COVERS AVAILABLE FOR 8-, 14- & 16-PIN HEADERS ONLY TO ORDER, SPECIFY P/N XX-650-10 WHERE "XX" IS NUMBER OF PINS



Bristol, PA 19007-6810 USA
 TEL (215) 781-9956 • FAX (215) 781-9845
 WWW.ARIESELEC.COM • INFO@ARIESELEC.COM



Mouser Electronics

Authorized Distributor

Click to View Pricing, Inventory, Delivery & Lifecycle Information:

Aries:

[10-675-190](#) [10-675-191](#) [04-675-190T](#) [04-675-191T](#) [06-675-190](#) [06-675-191](#) [04-675-190](#) [04-675-191](#)

Aries Electronics:

[10-675-190T](#) [10-675-191T](#) [06-675-190T](#)