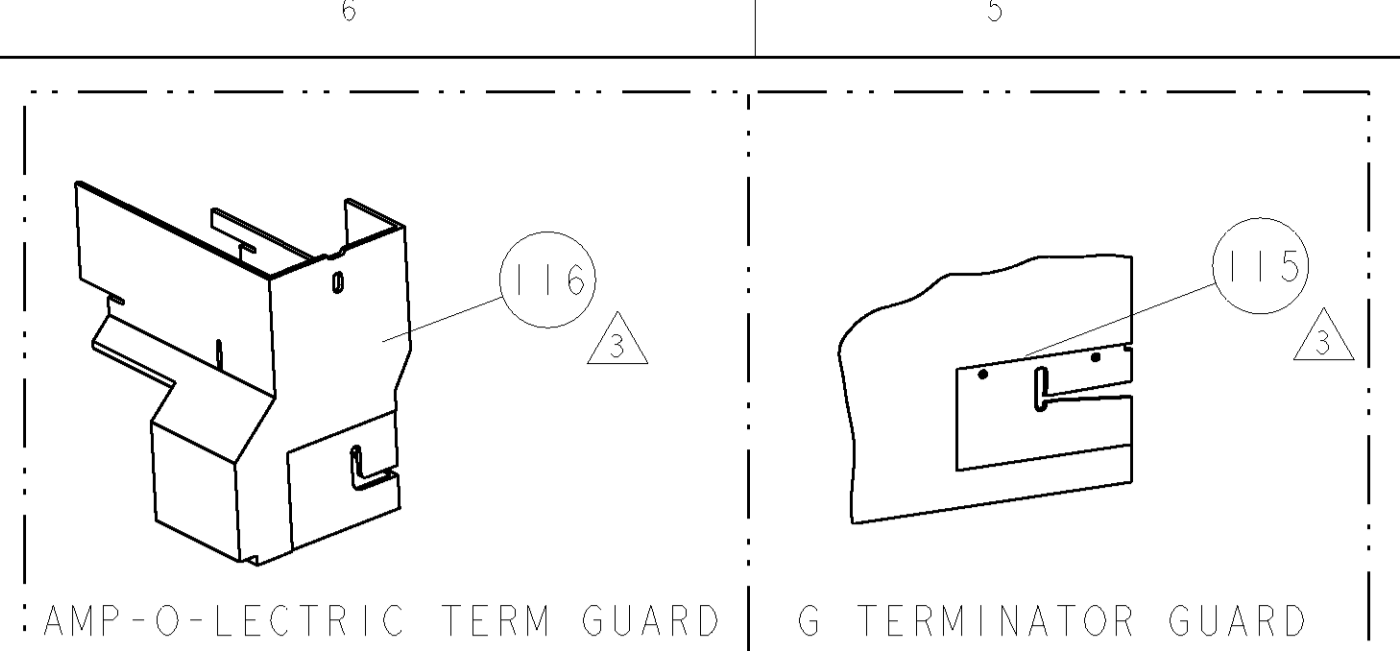


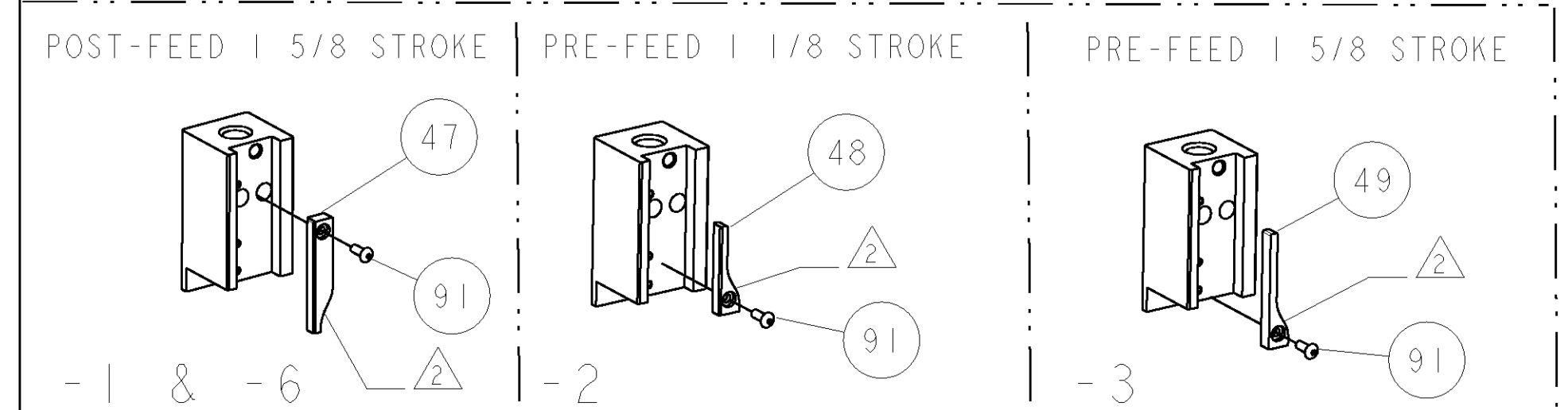
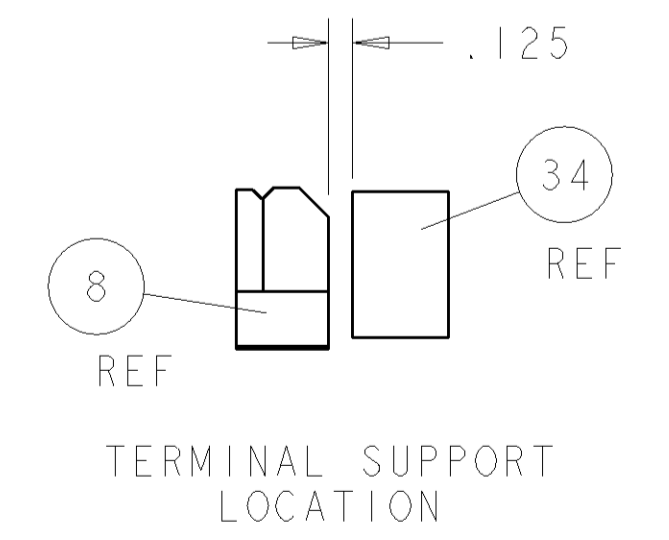
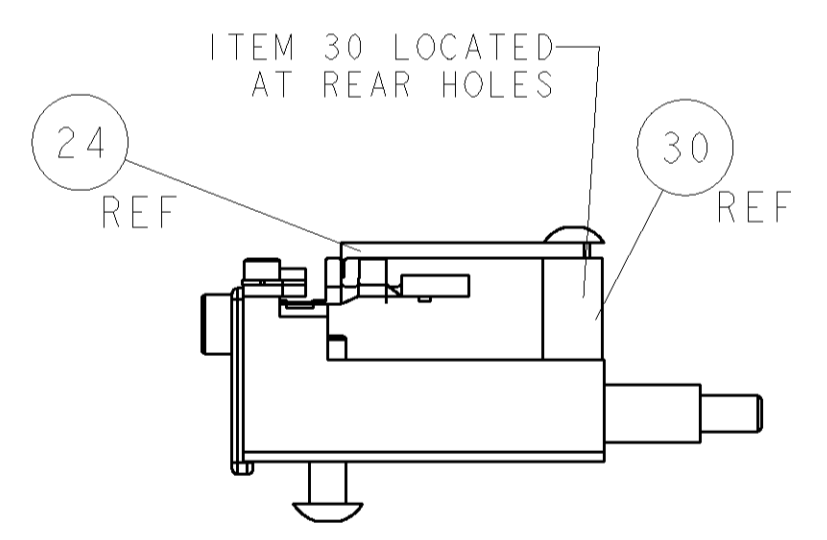
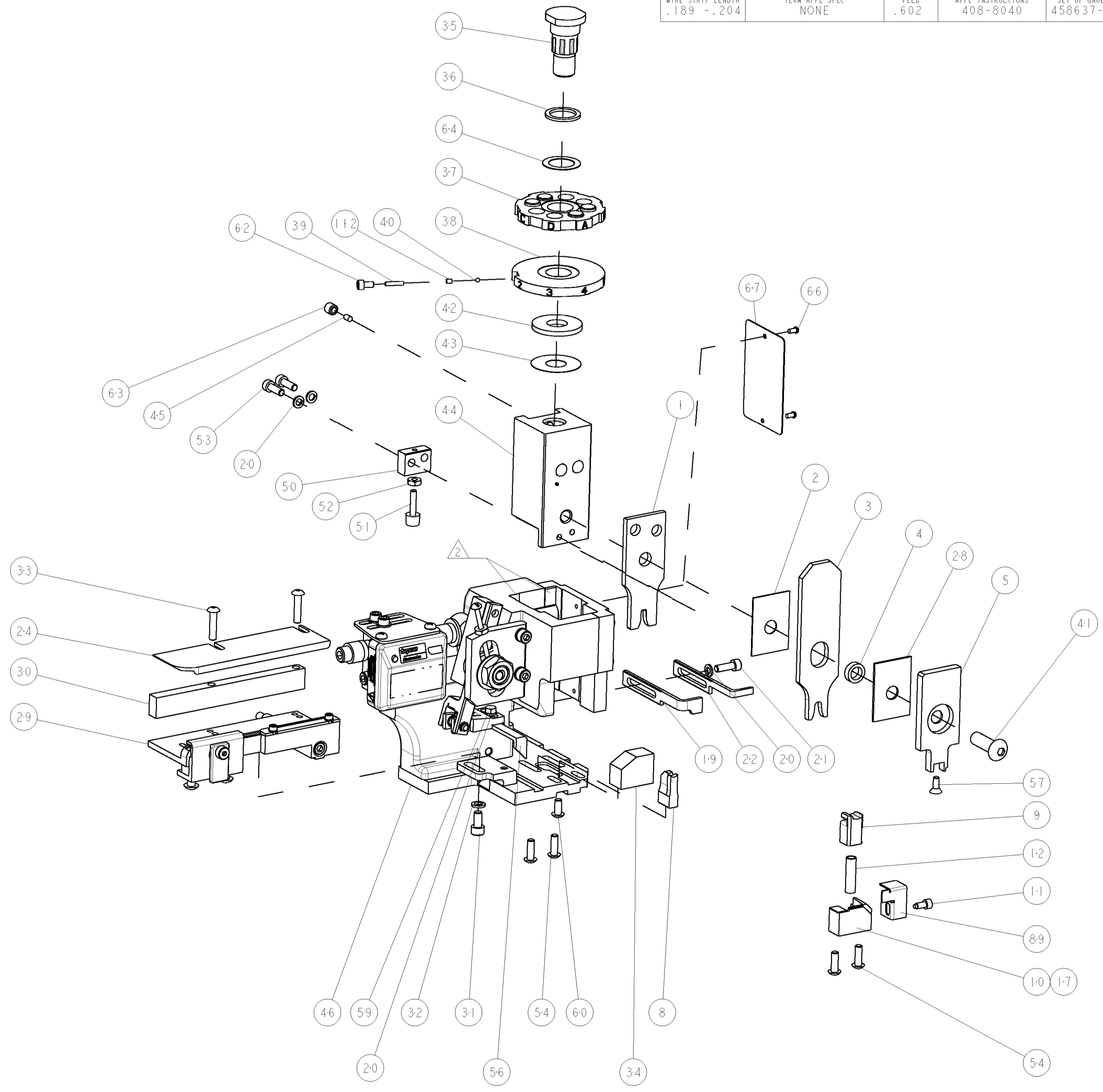
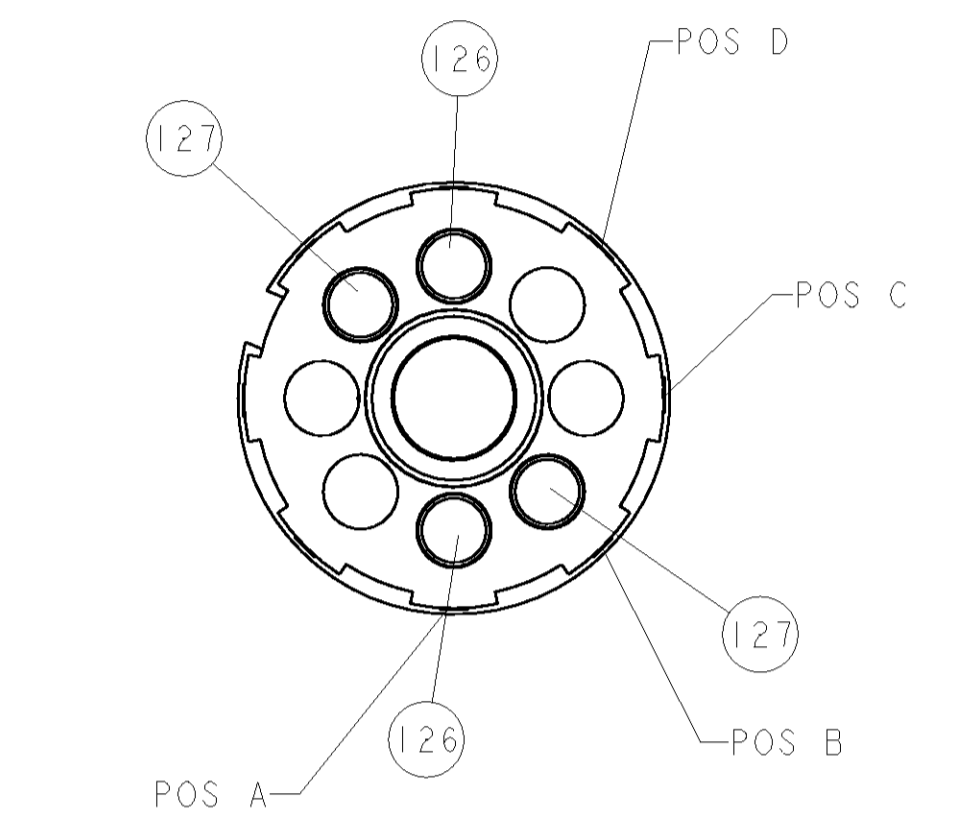
PART NUMBER	REV	FIRST USED	POWER UNIT	FEED TYPE	DESCRIPTION
1852164-1	A	122500-1	LEADMAKER	POST FEED	CUTS CARRIER
1852164-2	A	565435-5	BENCH MODEL K	PRE FEED	CUTS CARRIER
1852164-3	A	354500-1	BENCH MODEL G	PRE FEED	CUTS CARRIER
1852164-6	A	122500-1	LEADMAKER	POST FEED	CONTINUOUS CARRIER
7-1852164-7	A	-	-	-	SPARE PARTS



TERMINAL NAME: TAXI TERM - FEMALE GT 280 SEALED					
SOCKET	PIN	PACKARD TERM - PACKARD CRIMP SPECS			
TYCO PN	MANUF PN	PAD LTR	CRIMP HEIGHT	WIRE SIZE	
1572868-1	15326004	A	2.25±0.05mm[.089±.002]	10 AWG or 5mm2	
-	-	B	1.80±0.05mm[.071±.002]	12 AWG	
-	-	C	-	-	
-	-	D	-	-	
SEAL PN.	CRIMP	SIZE	TYPE	RANGE	
1572872-1	12191235	3.48mm[.137]	F	12 - 10 AWG	
-	-	INSUL	5.08mm[.200]	O	3.4-3.9mm
WIRE STRIP LENGTH	TERM APPL SPEC	FEED	APPL INSTRUCTIONS	SET UP GAGE	
.189 - .204	NONE	.602	408-8040	458637-1	

LOC	DIST	P LTR	REVISIONS	DATE	DWN	APVD
A	66	A	RELEASE	11JAN2006	MEH	GB

- △ RECOMMENDED SPARE PARTS
- △ GREASE LIGHTLY
- △ GUARD MUST BE IN PLACE WHEN OPERATING APPLICATOR IN A BENCH MACHINE



QTY	REV	DESCRIPTION	ITEM NO					
-	2	2	2	2	-	354779-8	PIN, WIRE DISC, .3030	127
-	2	2	2	2	-	6-354778-8	PIN, WIRE DISC, .2835	126
△	-	-	REF	-	-	455749-1	GUARD WINDOW	116
△	-	REF	-	-	-	679532-1	INSERT, GUARD	115
-	1	1	1	1	-	690603-1	SPRING ASSIST AMP-O-MATOR APPLICATOR	112
-	1	1	1	1	-	1-21002-7	SCR, BTN SKT HD CAP 6-32 X .375	91
-	1	1	1	1	-	318563-1	GUARD, FRONT CHIP	89
-	1	1	1	1	-	4088040	SF APPL INST 408-8040	72
-	1	1	1	1	-	217238-1	GENERAL INSTRUCTION PKG	71
-	1	1	1	1	-	461264-1	PLATE, IDENTIFICATION	67
-	2	2	2	2	-	21017-2	SCREW, DRIVE	66
-	1	1	1	1	-	986950-1	WASHER, FLAT PRECISION	64
-	1	1	1	1	-	21009-2	SCR, SET, SELF LOCKING 1/4-20 X .250	63
-	1	1	1	1	-	23030-1	SCR, SKT HD CAP 6-32 X .25	62
-	1	1	1	1	-	22733-8	SCR, BHSC, SELF-LOCKING, 8-32 X .375	60
-	1	1	1	1	-	2-22603-0	SCR, HEX HD CAP 8-32 X .312	59
-	1	1	1	1	-	1-21003-9	SCR, FLT SKT HD CAP 6-32 X .375	57
-	1	1	1	1	-	458537-2	PAWL, FEED	56
-	4	4	4	4	-	2-21002-2	SCR, BTN SKT HD CAP 8-32 X .500	54
-	2	2	2	2	-	2-21000-7	SCR, SKT HD CAP 8-32 X .500	53
-	1	1	1	1	-	21018-5	NUT, HEX, REG 6-32	52
-	1	1	1	1	-	811242-2	BUMPER, HOLD DOWN	51
-	1	1	1	1	-	690753-1	SPACER, TONKER	50
-	-	1	-	-	-	690602-6	CAM, PRE FEED, 1 5/8	49
-	1	-	-	1	-	690501-4	CAM, POST FEED, 1 5/8	48
-	1	1	1	1	-	459456-1	APPL. BASIC SUB ASSY (SIDE WISE MOCA)	46
-	1	1	1	1	-	690191-1	PLUG, NYLON	45
-	1	1	1	1	-	455673-1	RAM, SIDE FEED	44
-	1	1	1	1	-	690125-1	SHIM SUB-ASSY	43
-	1	1	1	1	-	690124-1	WASHER, RAM (.115)	42
-	1	1	1	1	-	7-21002-9	SCR, BTN SKT HD CAP 5/16-24 X 1.00	41
-	1	1	1	1	-	23241-6	BALL, STEEL	40
-	1	1	1	1	-	690170-1	SPRING, COMPRESSION	39
-	1	1	1	1	-	1-690142-1	DISC, INSULATION	38
-	1	1	1	1	-	354777-1	WIRE DISC, ASSEMBLY	37
-	1	1	1	1	-	22480-5	SPRING, COMPRESSION	36
-	1	1	1	1	-	690212-1	POST, RAM	35
-	1	1	1	1	-	690786-3	TERMINAL SUPPORT	34
-	2	2	2	2	-	2-21002-4	SCR, BTN SKT HD CAP 8-32 X .750	33
-	1	1	1	1	-	21024-5	WASHER, SPRG LOCK, REG NO 10	32
-	1	1	1	1	-	3-21000-4	SCR, SKT HD CAP 10-32 X .375	31
-	1	1	1	1	-	1320908-2	SPACER, STRIP GUIDE	30
-	1	1	1	1	-	1633091-1	SUB-ASSEMBLY, FEEDTRACK	29
-	1	1	1	1	-	1-455888-0	SPACER, CRIMPER	28
-	1	1	1	1	-	1320928-1	PLATE, STRIP GUIDE	24
-	1	-	-	1	-	690472-2	STRIPPER	22
-	1	1	1	1	-	2-21000-7	SCR, SKT HD CAP 8-32 X .500	21
-	4	4	4	4	-	21024-4	WASHER, SPRG LOCK, REG NO 8	20
-	-	1	1	-	-	691353-1	STRIPPER	19
△	-	-	-	-	-	679625-2	SHEAR HOLDER, FRONT (NO CUT)	17
△	-	1	1	1	-	3-22280-3	SPRING, COMPRESSION	12
△	-	1	1	1	-	690461-2	STOP, SHEAR	11
△	-	-	1	1	-	1-690459-0	SHEAR HOLDER, FRONT	10
△	-	1	1	1	-	318707-2	FLOATING SHEAR, FRONT	9
△	1	1	1	1	-	4-1633116-1	ANVIL, COMBINATION	8
△	-	1	1	1	-	318701-1	DEPRESSOR, SHEAR	5
△	-	1	1	1	-	4-238011-5	BLOCK, CRIMPER SPACER	4
△	1	1	1	1	-	6-1583690-1	CRIMPER, INSUL O	3
△	-	1	1	1	-	455888-5	SPACER, CRIMPER	2
△	1	1	1	1	-	3-1633305-4	CRIMPER, WIRE PREMIUM	1

DIMENSIONS: INCHES		TOLERANCES UNLESS OTHERWISE SPECIFIED:		DWG: HERR 23NOV2005		Tyco Electronics	
0 PLC	±	1 PLC	±0.01	APVD: ELBIN 23NOV2005	NAME: SIDE FEED HDM APPLICATOR		
1 PLC	±0.01	2 PLC	±0.01	SIZE: CAGE CODE: DRAWING NO: RESTRICTED TO			
3 PLC	±0.001	4 PLC	±0.001	SCALE: 3:5 SHEET 1 OF 1 REV A			
MATERIAL:		FINISH:		WEIGHT:		CUSTOMER DRAWING	
				A1 00779		©=1852164	

CUSTOMER VIEWABLE ASSEMBLY

Mouser Electronics

Authorized Distributor

Click to View Pricing, Inventory, Delivery & Lifecycle Information:

[TE Connectivity:](#)

[1852164-1](#)