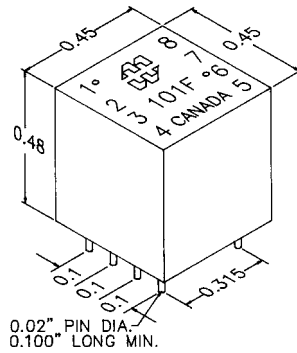



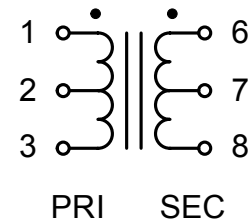
# P.C. Board Mount (101-106 Series)

## MINIATURE EPOXY POTTED AUDIO TRANSFORMERS




- Pin type, P.C. board mount, net weight of only 0.1 oz.
- Rugged black epoxy potted construction produces a completely sealed unit withstanding severe environmental conditions.
- Secondary may be used as primary and primary as secondary.
- Power level: 100mw @ 300 Hz. to 100 KHz.
  - Freq. range @ +10 dbm is 200 Hz. to 100 KHz. +/- 0.5db
  - Freq. range @ +15 dbm is 200 Hz. to 100 KHz. +/- 0.5db
  - Freq. range @ +20 dbm is 300 Hz. to 100 KHz. +/- 0.5db
  - Freq. measurements with no D.C. saturation.

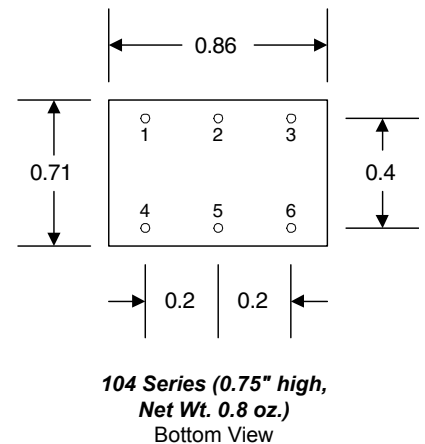
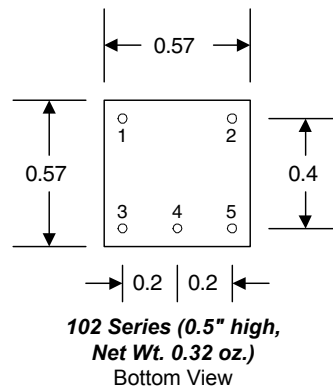
Part No.	Nominal Impedance		Nominal Resistance		Useful Impedance Range	
	Primary	Secondary	Primary	Secondary	Pri./Sec. to Pri./Sec.	
<b>101D</b>	300 C.T.	600 C.T.	20.4	54	150/300	600/1200
<b>101F</b>	600 C.T.	600 C.T.	44	52	300/300	1200/1200
<b>101H</b>	1200 C.T.	600 C.T.	80	53	600/300	2400/1200
<b>101J</b>	2500 C.T.	600 C.T.	150	54	1250/300	5000/1200
<b>101P</b>	300 C.T.	50 C.T.	20.4	4.8	150/25	600/100
<b>101R</b>	600 C.T.	50 C.T.	44	4.7	300/25	1200/100
<b>101V</b>	2500 C.T.	50 C.T.	150.7	4.9	1250/25	5000/100



Audio

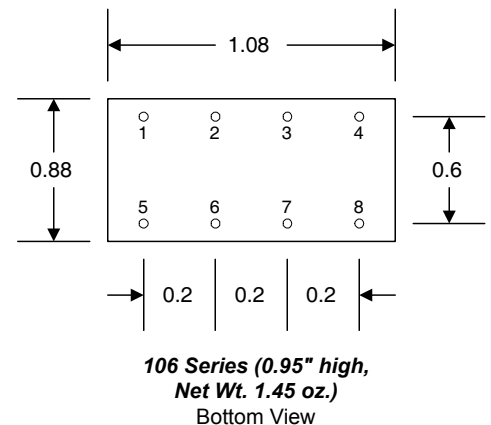


102 Series    104 Series    106 Series



## MINIATURE EPOXY POTTED AUDIO TRANSFORMERS

- Output power models from 5 to 1,500 milliwatt level available.
- 0.5" long pin type (.025" dia. on 102 series, .032" dia. on 104 & 106 series), P.C. board mount.
- Bifilar winding technique used on center tapped units for balanced resistive and capacitive characteristics.
- Rugged black epoxy potted construction produces a completely sealed unit withstanding severe environmental conditions including those of MIL-T-27 (Grade 5, Class S).
- For the more economical open type P.C. mount types please refer to the 148 & 149 series.
- Peak working voltage rating of: 100V (102 Series) & 200V (104 & 106 Series).
- Referring to figures 1-9, if connection is not used - no pin will exist.



**CANADA**  
Guelph, Ontario (519) 822-2960  
St. Laurent, Quebec (514) 343-9010  
**USA**  
Cheektowaga, NY (716) 630-7030

[www.hammondmfg.com](http://www.hammondmfg.com)



**EUROPE**  
Basingstoke, UK 01256 812812

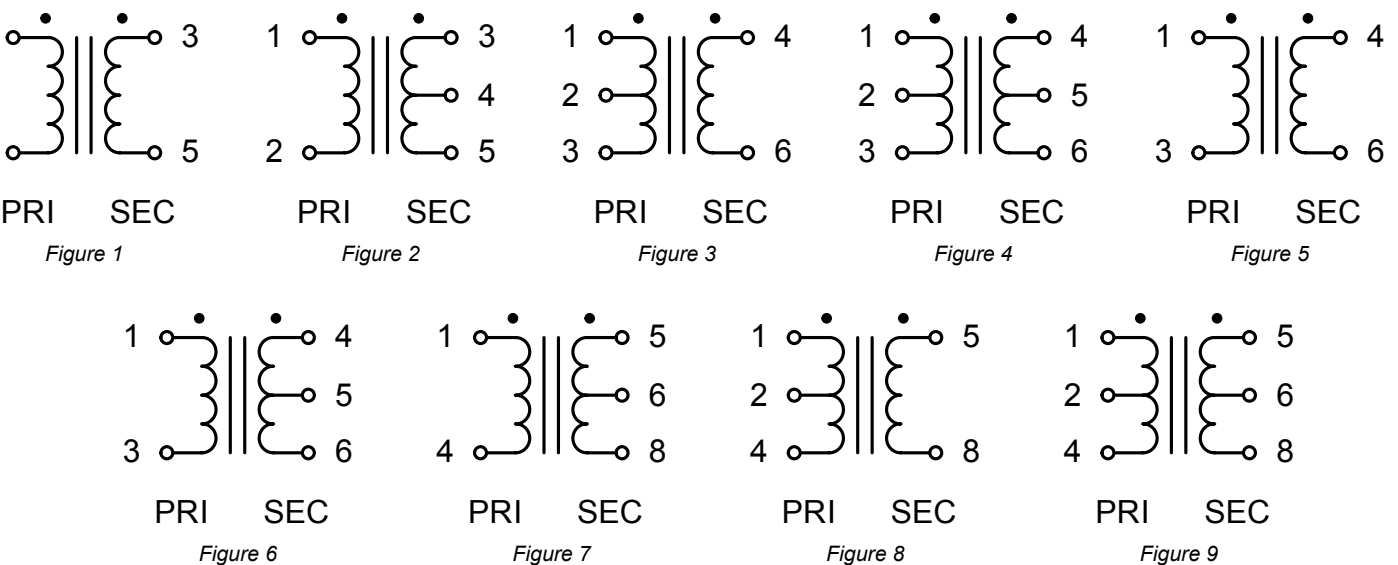
**AUSTRALIA**  
Queenstown, Australia 61-8-8240-2244

## MINIATURE EPOXY POTTED AUDIO TRANSFORMERS (Continued)

Part No.	Application	Nominal Impedance		Pri D.C. (*1) ma	D.C. Resistance +/- 15%		Output (*2) Milliwatts	Insertion Loss (*3) db	Freq (*4) -1 db Hz.	Dwg. Figure
		Primary	Secondary		Primary	Secondary				
<b>102B</b>	Input	50	1,500	0	4	95	20	1.5	310	1
<b>102D</b>	Input	600	1,500	0	43	85	20	1.5	310	1
<b>102H</b>	Interstage	2,000	500 C.T.	5.6	341	62	20	1.5	310	2
<b>102J</b>	Interstage	6,000	2,000 C.T.	2.8	900	260	20	1.5	310	2
<b>102K</b>	Interstage	10,000	2,000 C.T.	2.5	1585	260	20	1.5	310	2
<b>104B</b>	Input	150	80,000	0	6.6	3730	5	1	60	5
<b>104H</b>	Interstage	10,000	2,000 C.T.	3.2	675	89	35	1	200	6
<b>104K</b>	Interstage	20,000	1,000 C.T.	3.2	790	125	35	1	200	6
<b>104L</b>	Interstage	25,000	600 C.T.	2	1890	50	35	1	200	6
<b>104Q</b>	Output	500 C.T.	3.2	6	27	0.4	500	1	200	3
<b>104R</b>	Output	500 C.T.	8	6	27	0.9	500	1	200	3
<b>104S</b>	Output	600 C.T.	150 C.T.	6	47	10.6	500	1	200	4
<b>106C</b>	Input	50,000	1,500 C.T.	0	2400	52	10	1	60	7
<b>106E</b>	Input	600 C.T.	600	9	65	83	500	1	150	8
<b>106EE</b>	Input	600 C.T.	600 C.T.	9	65	83	500	1	150	9
<b>106G</b>	Interstage	4,000	600 C.T.	10	340	24	150	1	215	7
<b>106H</b>	Interstage	4,000	2,600 C.T.	10	340	100	150	1	215	7
<b>106J</b>	Interstage	10,000	2,000 C.T.	6.5	700	89	150	1	215	7
<b>106M</b>	Interstage	20,000	2,000 C.T.	4.5	1180	89	150	1	215	7
<b>106Q</b>	Output	48 C.T.	3.2	32	2.4	0.3	1,500	1	170	8
<b>106R</b>	Output	48 C.T.	8	32	2.4	0.7	1,500	1	170	8
<b>106S</b>	Output	100 C.T.	3.2	22	4.4	0.3	1,500	1	170	8
<b>106T</b>	Output	100 C.T.	8	22	4.4	0.7	1,500	1	170	8
<b>106V</b>	Output	250 C.T.	8	14	11	0.7	1,500	1	170	8
<b>106W</b>	Output	500 C.T.	3.2	10	26	0.3	1,500	1	170	8
<b>106X</b>	Output	500 C.T.	8	10	26	0.7	1,500	1	170	8

**NOTES:**

- \*1) Where primary is center-tapped, this figure is the maximum unbalance
- \*2) When operating at impedances below normal, power capability and the frequency spectrum are proportionately lower, conversely, at higher impedances power capability and frequency spectrum will be proportionately higher.
- \*3) Insertion loss measured at 1000 Hz.
- \*4) Approximate frequency in hertz at which the output, at rated load and D.C. unbalance, is 1 db below the 1000 Hertz rating. The high frequency roll-off point exceeds 20 KHz. (Above 35 KHz. in most types).



**EUROPE**  
Basingstoke, UK 01256 812812

**AUSTRALIA**  
Queenstown, Australia 61-8-8240-2244

[www.hammondmfg.com](http://www.hammondmfg.com)



**CANADA**  
Guelph, Ontario (519) 822-2960  
St. Laurent, Quebec (514) 343-9010  
**USA**  
Cheektowaga, NY (716) 630-7030



Audio