
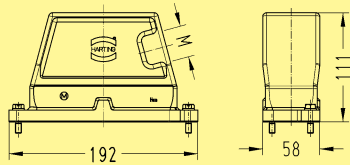

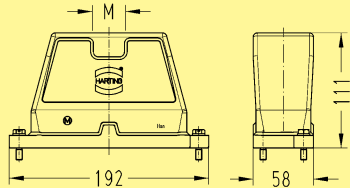

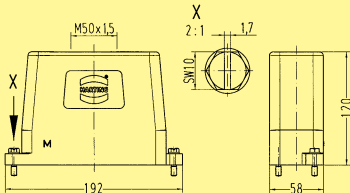

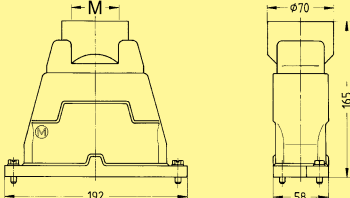

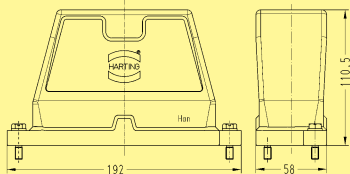


## Hoods/Housings for harsh environmental requirements / Screw/toggle locking system

Identification	Part number		Cable entry metric	Drawing	Dimensions in mm
	Toggle locking	screw			
Hoods side entry 	19 40 024 0503	<b>19 40 024 0512</b> <b>19 40 024 0513</b> 19 40 024 0514 19 40 024 0537	1 x 40 1 x 32 1 x 40 1 x 50 2 x 32		
Hoods top entry 	19 40 024 0402	19 40 024 0412 <b>19 40 024 0413</b> 19 40 024 0414 19 40 024 0431 19 40 024 0432 <b>19 40 024 0433</b> 19 40 024 0461	1 x 32 1 x 32 1 x 40 1 x 50 2 x 25 2 x 32 2 x 40 3 x 25		
top entry 		19 40 024 0419 19 40 024 0467 19 40 024 0477	1 x 50 3 x 32 4 x 25		
top entry 	19 40 024 0410	19 40 024 0420	1 x 63 1 x 63		
Hoods without cable entry 		09 40 024 0811	—		

Han Hoods Housings