THIS DRAWING IS UNPUBLISHED. RELEASED FOR PUBLICATION -,- .
© COPYRIGHT - BY TYCO ELECTRONICS CORPORATION. ALL RIGHTS RESERVED.

LOC	DIST
AD	00

REVISIONS

P	LTR	DESCRIPTION	DATE	DWN	APVD
	J	EC 0G3C 0766 04	28DEC04	BSV	JLG

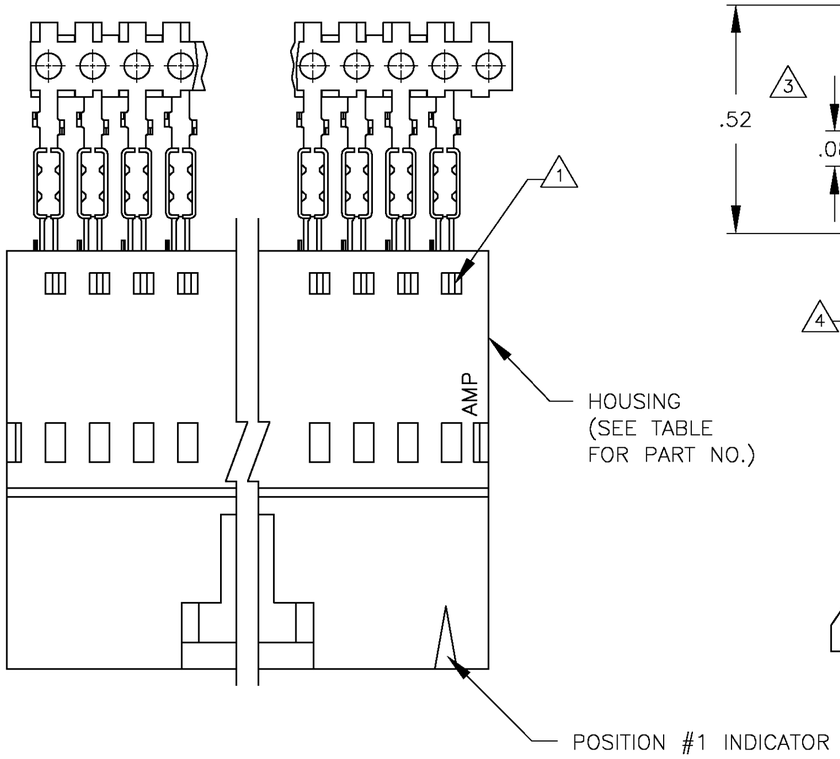

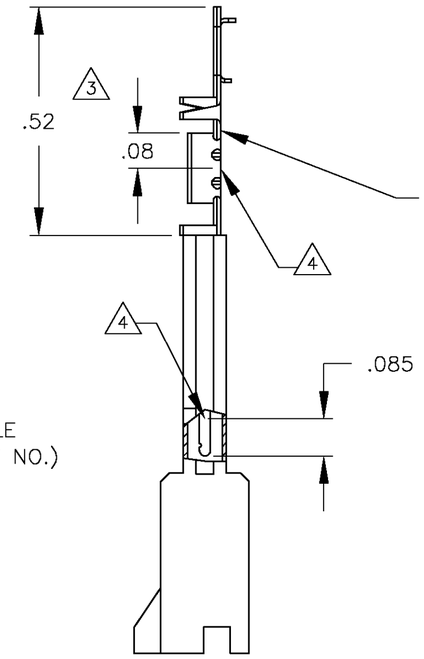

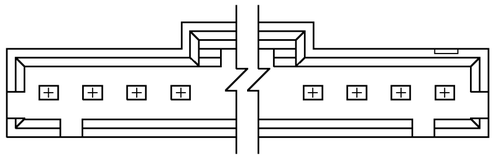

1. CONTACTS ARE LATCHED INTO THE PRELOAD WINDOWS
2. USE WITH #26–#30 AWG WIRE SIZE, .054/.030 INSULATION DIAMETER, .015 MAXIMUM INSULATION THICKNESS
3. THE DIMENSION APPLIES WITH THE FORWARD PRELOAD STOP IN CONTACT WITH THE HOUSING SURFACE
4. POINT OF MEASUREMENT FOR PLATING THICKNESS
5. FOR STRIP ASSEMBLIES SEE PART NUMBER 103949
6. MATERIAL– HOUSING: FLAME RETARDANT THERMOPLASTIC, COLOR: BLACK PINS: PHOS. BRONZE
7. FINISH– PINS: .000030 GOLD IN THE CONTACT AREA, .000050–.000100 BRIGHT TIN–LEAD ON THE TERMINATION AREA, OVER .000050 NICKEL.
8. FINISH– PINS: .000030 GOLD IN THE CONTACT AREA, .000050–.000100 MATTE TIN ON THE TERMINATION AREA, OVER .000050 NICKEL.

PLATING	HOUSING PART NUMBER	NO OF POSN	ASSEMBLY PART NUMBER
8	2–103653–4	25	7–103894–4
8	2–103653–3	24	7–103894–3
8	2–103653–2	23	7–103894–2
8	2–103653–1	22	7–103894–1
8	2–103653–0	21	7–103894–0
8	1–103653–9	20	6–103894–9
8	1–103653–8	19	6–103894–8
8	1–103653–7	18	6–103894–7
8	1–103653–6	17	6–103894–6
8	1–103653–5	16	6–103894–5
8	1–103653–4	15	6–103894–4
8	1–103653–3	14	6–103894–3
8	1–103653–2	13	6–103894–2
7	2–103653–4	25	2–103894–4
7	2–103653–3	24	2–103894–3
7	2–103653–2	23	2–103894–2
7	2–103653–1	22	2–103894–1
7	2–103653–0	21	2–103894–0
7	1–103653–9	20	1–103894–9
7	1–103653–8	19	1–103894–8
7	1–103653–7	18	1–103894–7
7	1–103653–6	17	1–103894–6
7	1–103653–5	16	1–103894–5
7	1–103653–4	15	1–103894–4
7	1–103653–3	14	1–103894–3
7	1–103653–2	13	1–103894–2
SUPERSEDED BY 1–103949–1	1–103653–1	12	1–103894–1
SUPERSEDED BY 1–103949–0	1–103653–0	11	1–103894–0
SUPERSEDED BY 103949–9	103653–9	10	103894–9
SUPERSEDED BY 103949–8	103653–8	9	103894–8
SUPERSEDED BY 103949–7	103653–7	8	103894–7
SUPERSEDED BY 103949–6	103653–6	7	103894–6
SUPERSEDED BY 103949–5	103653–5	6	103894–5
SUPERSEDED BY 103949–4	103653–4	5	103894–4
SUPERSEDED BY 103949–3	103653–3	4	103894–3
SUPERSEDED BY 103949–2	103653–2	3	103894–2
SUPERSEDED BY 103949–1	103653–1	2	103894–1

103894

THIS DRAWING IS A CONTROLLED DOCUMENT.

DIMENSIONS: INCHES

TOLERANCES UNLESS OTHERWISE SPECIFIED:
0 PLC ± –
1 PLC ± –
2 PLC ± .02
3 PLC ± .005
4 PLC ± –
ANGLES ± –

MATERIAL 6

FINISH SEE TABLE

DWN R BROWN 26JUL00
CHK K WRIGHT 26JUL00
APVD K WRIGHT 26JUL00
PRODUCT SPEC 108–25034
APPLICATION SPEC 114–25026
WEIGHT –

tyco Electronics
Tyco Electronics Corporation
Harrisburg, Pa 17105–3608

NAME
SHROUDED PIN ASSY, AMPMODU MTE, SINGLE ROW, .100 CL, POLARIZED, WITH LATCH WINDOWS, FOR #26–#30AWG WIRE SIZE

SIZE	CAGE CODE	DRAWING NO	RESTRICTED TO
A2	00779	C–103894	–

CUSTOMER DRAWING | SCALE 4:1 | SHEET 1 OF 1 | REV J