

FRONT 2,5-V/SA10/ 2 BK - 1809539

Please be informed that the data shown in this PDF Document is generated from our Online Catalog. Please find the complete data in the user's documentation. Our General Terms of Use for Downloads are valid (<http://phoenixcontact.com/download>)

PCB terminal block, Nominal current: 24 A, Nom. voltage: 400 V, Pitch: 5 mm, Number of positions: 2, Connection method: Front screw connection, Mounting: Wave soldering, Conductor/PCB connection direction: 90 °, Color: black



Key Commercial Data

Packing unit	1 pc
Minimum order quantity	10 pc
Weight per Piece (excluding packing)	8.0 g
Custom tariff number	85369010
Country of origin	Germany

Technical data

Dimensions

Length	18.5 mm
Pitch	5.00 mm
Dimension a	5 mm
Constructional height	20 mm
Height	31 mm
Length of the solder pin	3.5 mm
Pin dimensions	0,8 x 0,8 mm
Pin spacing	10 mm
Hole diameter	1.2 mm

General

Range of articles	FRONT 2,5-V/SA10
Rated surge voltage (III/3)	4 kV
Rated surge voltage (III/2)	4 kV
Rated surge voltage (II/2)	4 kV
Rated voltage (III/3)	250 V
Rated voltage (III/2)	400 V
Rated voltage (II/2)	630 V

FRONT 2,5-V/SA10/ 2 BK - 1809539

Technical data

General

Connection in acc. with standard	EN-VDE
Nominal current I _N	24 A
Nominal cross section	2.5 mm ²
Solder pin surface	Sn
Internal cylindrical gage	A3
Stripping length	9 mm
Number of positions	2
Screw thread	M2,5
Tightening torque, min	0.4 Nm
Tightening torque max	0.5 Nm

Connection data

Conductor cross section AWG min.	24
Conductor cross section AWG max.	14
2 conductors with same cross section, solid min.	0.2 mm ²
2 conductors with same cross section, solid max.	0.75 mm ²
2 conductors with same cross section, stranded min.	0.2 mm ²
2 conductors with same cross section, stranded max.	0.75 mm ²
2 conductors with same cross section, stranded, ferrules without plastic sleeve, min.	0.25 mm ²
2 conductors with same cross section, stranded, ferrules without plastic sleeve, max.	0.34 mm ²

Standards and Regulations

Connection in acc. with standard	EN-VDE
	CSA

Classifications

eCl@ss

eCl@ss 4.0	27141109
eCl@ss 4.1	27141109
eCl@ss 5.0	27141190
eCl@ss 5.1	27141190
eCl@ss 6.0	27261101
eCl@ss 7.0	27440401
eCl@ss 8.0	27440401
eCl@ss 9.0	27440401

FRONT 2,5-V/SA10/ 2 BK - 1809539

Classifications

ETIM

ETIM 3.0	EC001121
ETIM 4.0	EC002643
ETIM 5.0	EC002643

UNSPSC

UNSPSC 6.01	30211801
UNSPSC 7.0901	39121432
UNSPSC 11	39121432
UNSPSC 12.01	39121432
UNSPSC 13.2	39121432

Approvals

Approvals


Approvals

CSA / UL Recognized / cUL Recognized / EAC / EAC / cULus Recognized

Ex Approvals


Approvals submitted


Approval details

CSA 		
	B	D
mm ² /AWG/kcmil	24-12	24-12
Nominal current I _N	10 A	10 A
Nominal voltage U _N	300 V	300 V

FRONT 2,5-V/SA10/ 2 BK - 1809539


Approvals

UL Recognized 			
	B	C	D
mm ² /AWG/kcmil	30-12	30-12	30-12
Nominal current I _N	10 A	17 A	10 A
Nominal voltage U _N	250 V	300 V	300 V

cUL Recognized 			
	B	C	D
mm ² /AWG/kcmil	30-12	30-12	30-12
Nominal current I _N	10 A	17 A	10 A
Nominal voltage U _N	250 V	300 V	300 V

EAC

EAC

cULus Recognized 			
--	--	--	--

Mouser Electronics

Authorized Distributor

Click to View Pricing, Inventory, Delivery & Lifecycle Information:

[Phoenix Contact:](#)

[1809539](#)