

## PCB terminal block - SMKDS 2,5/ 8-5,08 - 1736845

Please be informed that the data shown in this PDF Document is generated from our Online Catalog. Please find the complete data in the user's documentation. Our General Terms of Use for Downloads are valid (<http://phoenixcontact.com/download>)



PCB terminal block, Nominal current: 20 A, Nom. voltage: 400 V, Pitch: 5.08 mm, Number of positions: 8, Connection method: Screw connection, Mounting: Soldering, Conductor/PCB connection direction: 40 °, Color: green


The illustration shows the 3-pos. version

### Why buy this product

- PCB terminal block with 40° angled connection direction
- 5.08 mm pitch
- Screwdriver axis vertical to the PCB



### Key commercial data

Packing unit	50 pc
Minimum order quantity	50 pc
GTIN	 4 046356 181976
Weight per Piece (excluding packing)	19.07 g
Custom tariff number	85369010
Country of origin	Poland

### Technical data

#### Dimensions

Length	14.25 mm
Pitch	5.08 mm
Dimension a	35.56 mm
Pin dimensions	1 x 0,9 mm
Hole diameter	1.4 mm

#### General

Range of articles	SMKDS 2,5
Rated surge voltage (III/3)	4 kV
Rated surge voltage (III/2)	4 kV
Rated surge voltage (II/2)	4 kV

# PCB terminal block - SMKDS 2,5/ 8-5,08 - 1736845

## Technical data

### General

Rated voltage (III/3)	250 V
Rated voltage (III/2)	400 V
Rated voltage (II/2)	630 V
Connection in acc. with standard	EN-VDE
Nominal current I <sub>N</sub>	20 A
Nominal cross section	2.5 mm <sup>2</sup>
Solder pin surface	Sn
Internal cylindrical gage	A3
Stripping length	11 mm
Number of positions	8
Screw thread	M3
Tightening torque, min	0.5 Nm
Tightening torque max	0.6 Nm

### Connection data

Conductor cross section AWG/kcmil min.	26
Conductor cross section AWG/kcmil max	14
2 conductors with same cross section, solid min.	0.14 mm <sup>2</sup>
2 conductors with same cross section, solid max.	0.75 mm <sup>2</sup>
2 conductors with same cross section, stranded min.	0.14 mm <sup>2</sup>
2 conductors with same cross section, stranded max.	0.75 mm <sup>2</sup>
2 conductors with same cross section, stranded, ferrules without plastic sleeve, min.	0.25 mm <sup>2</sup>
2 conductors with same cross section, stranded, ferrules without plastic sleeve, max.	0.75 mm <sup>2</sup>
2 conductors with same cross section, stranded, TWIN ferrules with plastic sleeve, min.	0.5 mm <sup>2</sup>
2 conductors with same cross section, stranded, TWIN ferrules with plastic sleeve, max.	1.5 mm <sup>2</sup>

## Classifications

### eCl@ss

eCl@ss 4.0	27141109
eCl@ss 4.1	27141109
eCl@ss 5.0	27141190
eCl@ss 5.1	27141190
eCl@ss 6.0	27261101
eCl@ss 7.0	27440401
eCl@ss 8.0	27440401

### ETIM

ETIM 3.0	EC001121
----------	----------

# PCB terminal block - SMKDS 2,5/ 8-5,08 - 1736845

## Classifications

### ETIM

ETIM 4.0	EC002643
ETIM 5.0	EC002643

### UNSPSC

UNSPSC 6.01	30211801
UNSPSC 7.0901	39121432
UNSPSC 11	39121432
UNSPSC 12.01	39121432
UNSPSC 13.2	39121432

## Approvals

### Approvals

---

#### Approvals

CSA / UL Recognized / SEV / cUL Recognized / CCA / IEC60335 CB Scheme / SEV / EAC / cULus Recognized

---


#### Ex Approvals


---

#### Approvals submitted

---

## Approval details


CSA 		
	B	D
mm <sup>2</sup> /AWG/kcmil	28-12	28-12
Nominal current I <sub>N</sub>	10 A	10 A
Nominal voltage U <sub>N</sub>	300 V	300 V

UL Recognized 		
	B	D
mm <sup>2</sup> /AWG/kcmil	30-12	30-12
Nominal current I <sub>N</sub>	10 A	10 A
Nominal voltage U <sub>N</sub>	250 V	300 V


# PCB terminal block - SMKDS 2,5/ 8-5,08 - 1736845

## Approvals

SEV	
mm <sup>2</sup> /AWG/kcmil	2.5
Nominal current I <sub>N</sub>	24 A
Nominal voltage U <sub>N</sub>	250 V


cUL Recognized 		
	B	D
mm <sup>2</sup> /AWG/kcmil	30-12	30-12
Nominal current I <sub>N</sub>	10 A	10 A
Nominal voltage U <sub>N</sub>	250 V	300 V

CCA
-----

IECEE CB Scheme 
---

SEV	
mm <sup>2</sup> /AWG/kcmil	2.5
Nominal current I <sub>N</sub>	24 A
Nominal voltage U <sub>N</sub>	250 V

EAC
-----

cULus Recognized 
--