

Housing - DFK-PC 6-16/ 5-G-10,16 - 1701485

Please be informed that the data shown in this PDF Document is generated from our Online Catalog. Please find the complete data in the user's documentation. Our General Terms of Use for Downloads are valid (<http://phoenixcontact.com/download>)

Header, Nominal current: 76 A, Rated voltage (III/2): 1000 V, Number of positions: 5, Pitch: 10.16 mm, Color: green, Contact surface: Silver, Mounting: Soldering




Why buy this product

- Panel thickness of 1 mm to 3 mm
- For soldering onto the PCB
- Mounted on the housing panel by means of tool-free snap-lock mechanism or conventional screw connection
- Feed-through headers for use in combination with all PC 6 and PC 16 plugs



Key commercial data

Packing unit	10 pc
Minimum order quantity	10 pc
GTIN	 4 046356 030557
Weight per Piece (excluding packing)	26.18 g
Custom tariff number	85366990
Country of origin	Poland
Note	Made to Order (non-returnable)

Technical data

Dimensions

Length	34 mm
Pitch	10.16 mm
Dimension a	40.64 mm
Pin dimensions	1,0 x 1,2 mm
Pin spacing	10.16 mm
Hole diameter	1.7 mm

General

Range of articles	DFK-PC 6-16/...-G
Insulating material group	I

Housing - DFK-PC 6-16/ 5-G-10,16 - 1701485

Technical data

General

Rated surge voltage (III/3)	8 kV
Rated surge voltage (III/2)	8 kV
Rated surge voltage (II/2)	6 kV
Rated voltage (III/3)	1000 V
Rated voltage (III/2)	1000 V
Rated voltage (II/2)	1000 V
Connection in acc. with standard	EN-VDE
Nominal current I_N	76 A
Maximum load current	76 A
Insulating material	PA
Inflammability class according to UL 94	V0
Color	green
Number of positions	5

Classifications

eCl@ss

eCl@ss 4.0	272607xx
eCl@ss 4.1	27260701
eCl@ss 5.0	27260701
eCl@ss 5.1	27141190
eCl@ss 6.0	27260704
eCl@ss 7.0	27440402
eCl@ss 8.0	27440402

ETIM

ETIM 3.0	EC001121
ETIM 4.0	EC002637
ETIM 5.0	EC002637

UNSPSC

UNSPSC 6.01	30211810
UNSPSC 7.0901	39121409
UNSPSC 11	39121409
UNSPSC 12.01	39121409
UNSPSC 13.2	39121409

Approvals

Approvals

Housing - DFK-PC 6-16/ 5-G-10,16 - 1701485

Approvals

Approvals

UL Recognized / SEV / cUL Recognized / CCA / EAC / IEC60947-5 / IEC60947-1 / IEC60947-2 / IEC60947-3 / IEC60947-4 / IEC60947-5 / IEC60947-6 / IEC60947-7 / IEC60947-8 / IEC60947-9 / IEC60947-10 / IEC60947-11 / IEC60947-12 / IEC60947-13 / IEC60947-14 / IEC60947-15 / IEC60947-16 / IEC60947-17 / IEC60947-18 / IEC60947-19 / IEC60947-20 / IEC60947-21 / IEC60947-22 / IEC60947-23 / IEC60947-24 / IEC60947-25 / IEC60947-26 / IEC60947-27 / IEC60947-28 / IEC60947-29 / IEC60947-30 / IEC60947-31 / IEC60947-32 / IEC60947-33 / IEC60947-34 / IEC60947-35 / IEC60947-36 / IEC60947-37 / IEC60947-38 / IEC60947-39 / IEC60947-40 / IEC60947-41 / IEC60947-42 / IEC60947-43 / IEC60947-44 / IEC60947-45 / IEC60947-46 / IEC60947-47 / IEC60947-48 / IEC60947-49 / IEC60947-50 / IEC60947-51 / IEC60947-52 / IEC60947-53 / IEC60947-54 / IEC60947-55 / IEC60947-56 / IEC60947-57 / IEC60947-58 / IEC60947-59 / IEC60947-60 / IEC60947-61 / IEC60947-62 / IEC60947-63 / IEC60947-64 / IEC60947-65 / IEC60947-66 / IEC60947-67 / IEC60947-68 / IEC60947-69 / IEC60947-70 / IEC60947-71 / IEC60947-72 / IEC60947-73 / IEC60947-74 / IEC60947-75 / IEC60947-76 / IEC60947-77 / IEC60947-78 / IEC60947-79 / IEC60947-80 / IEC60947-81 / IEC60947-82 / IEC60947-83 / IEC60947-84 / IEC60947-85 / IEC60947-86 / IEC60947-87 / IEC60947-88 / IEC60947-89 / IEC60947-90 / IEC60947-91 / IEC60947-92 / IEC60947-93 / IEC60947-94 / IEC60947-95 / IEC60947-96 / IEC60947-97 / IEC60947-98 / IEC60947-99 / IEC60947-100

Ex Approvals

Approvals submitted

Approval details

UL Recognized			
	B	C	D
Nominal current IN	66 A	66 A	5 A
Nominal voltage UN	300 V	300 V	600 V

SEV	
Nominal current IN	76 A
Nominal voltage UN	1000 V


cUL Recognized			
	B	C	D
Nominal current IN	66 A	66 A	5 A
Nominal voltage UN	300 V	300 V	600 V


CCA	
Nominal current IN	76 A
Nominal voltage UN	1000 V

EAC

Housing - DFK-PC 6-16/ 5-G-10,16 - 1701485

Approvals

IECEE CB Scheme 	
Nominal current IN	76 A
Nominal voltage UN	1000 V

cULus Recognized 	
--	--

Accessories

Accessories

Coding element

Coding profile - CP-PC RD - 1701967



Coding profile, for plugging into the coding ribs of the plug at a later date, insulating material, color: Red

Accessories - CS-IPC 16/ 6 - 1970016



Coding pin, serves to ensure correct polarization on the PCB during manual mounting

Mounting material

Accessories - DFK-PC 16-SS - 1705449



Screw set for DFK-PC 16... connectors

Screwdriver tools

Housing - DFK-PC 6-16/ 5-G-10,16 - 1701485

Accessories

Screwdriver - SZK PH1 VDE - 1205150



Screwdriver, PH crosshead, VDE insulated, size: PH 1 x 80 mm, 2-component grip, with non-slip grip

Screwdriver - SZS 0,6X2,5 VDE - 1205040



Screwdriver, slot-headed, VDE insulated, size: 0.6 x 2.5 x 80 mm, 2-component grip, with non-slip grip

Additional products

Printed-circuit board connector - PC 6/ 5-ST-10,16 - 1913536



Plug component, Nominal current: 41 A, Rated voltage (III/2): 1000 V, Number of positions: 5, Pitch: 10.16 mm, Connection method: Screw connection, Color: green, Contact surface: Silver

Printed-circuit board connector - PC 16/ 5-ST-10,16 - 1967401



Plug component, Nominal current: 76 A, Rated voltage (III/2): 1000 V, Number of positions: 5, Pitch: 10.16 mm, Connection method: Screw connection, Color: green, Contact surface: Silver

Printed-circuit board connector - TPC 16/ 5-ST-10,16 - 1715206



Plug component, Nominal current: 76 A, Rated voltage (III/2): 1000 V, Number of positions: 5, Pitch: 10.16 mm, Connection method: Screw connection, Color: green, Contact surface: Silver

Housing - DFK-PC 6-16/ 5-G-10,16 - 1701485

Accessories

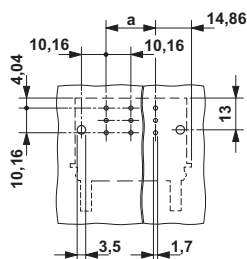
Printed-circuit board connector - SPC 16/ 5-ST-10,16 - 1711297



Plug component, Nominal current: 76 A, Rated voltage (III/2): 1000 V, Number of positions: 5, Pitch: 10.16 mm, Connection method: Spring-cage connection, Color: green, Contact surface: Silver

Drawings

Drilling diagram



Diagram

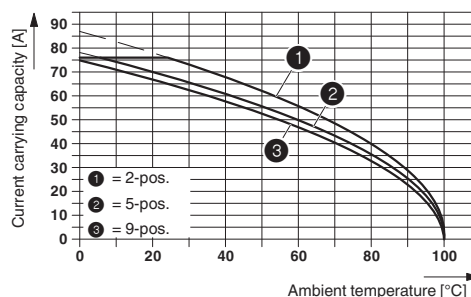


Illustration shows the derating curve for plugs PC 16/...-ST-10,16 in combination with header DFK-PC 6-16/...-G-10,16.

Diagram

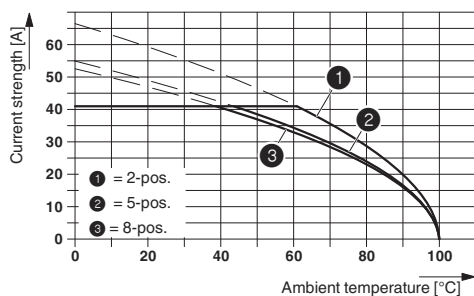
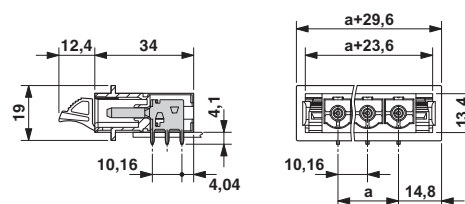


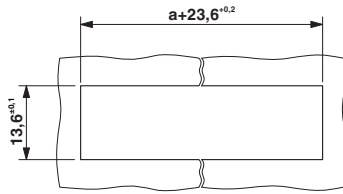
Illustration shows the derating curve for plugs PC 6/...-ST-10,16 in combination with header DFK-PC 6-16/...-G-10,16.

Dimensioned drawing



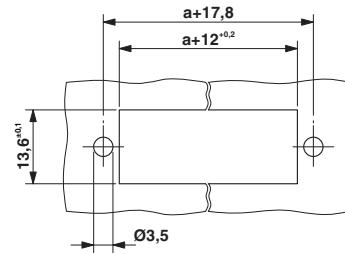
Housing - DFK-PC 6-16/ 5-G-10,16 - 1701485

Dimensioned drawing



Sheet metal cutout for snap-on.

Dimensioned drawing



Sheet metal cutout for screw connection.