

SFF connector

1. PURPOSE 目的

Define the packaging specification and packaging method of SFF connector.

订定 SFF connector 产品之包装规格及包装方式。

2. APPLICABLE PRODUCT 适用范围

TYPE	Product Part No.	Description
TYPE A (Partition)	1888321-1~11	RECEPTACLE SHIELD ASSEMBLY, SFF
TYPE B (T&R)	1761987-7/8/9 1-1761987-6/7/8 2110819-1	CONNECTOR ASSEMBLY. RECEPTACLE, RIGHT ANGLE, SURFACE MOUNT, SFF
TYPE C (T&R)	1888019-2/4/6/8/9/10/11/12	SHIELDED RIGHT ANGLE RECEPTACLE CONNECTOR ASSEMBLY, SFF
	1888861-2/4/6/8/9 1-1888861-0/1/2	SHIELDED RIGHT ANGLE, RECEPTACLE CONNECTOR ASSEMBLY, SFF
	1888020-3/4/7/8	VERTICAL RECEPTACLE CONNECTOR ASSY, SURFACE MOUNT, SFF
TYPE D (Tube)	1888863-4/8/9/10	UNKEYED SHIELDED VERTICAL RECEPTACLE CONNECTOR ASSEMBLY, THRU HOLE, SFF
	1761987-1/2/3/4/5/6/11	CONNECTOR ASSEMBLY. RECEPTACLE, RIGHT ANGLE, SURFACE MOUNT, SFF
	1888174-2/-4/-6/-7/-8/-9	SHIELDED VERTICAL RECEPTACLE CONNECTOR ASSEMBLY, THRU HOLE, SFF
	1888957-1	T-H Shld'd Vert Recept Assm 36P Mini-SAS
	1888020-1/2/5/6	VERTICAL RECEPTACLE CONNECTOR ASSY, SURFACE MOUNT, SFF

3. PACKAGING MATERIAL 包装材料

For TYPE A (Partition packaging):

Package	Part No.	Description	Size(mm)	Usage	
				1888321-1 1888321-6/7/8/9	1888321-2 1-1888321-0/1
INNER	1-999603-4	Partition	364x142x38.9(7x9 cell)	-	1/63
	1-999603-5	Partition	364x142x24.9(8x9 cell)	1/72	-
	110756-6	Paper pad	335x142	6/360	4/189
MIDDLE	-	-	-	-	-
OUTER	12110	Shipping box	349x147x146	1/360	1/189
	623865-1	Outer label	102x102	1/360	1/189

DR Sam Wu	CHK Davis Jia	APVD Ansin Yang
---------------------	-------------------------	---------------------------

3. PACKAGING MATERIAL 包装材料

For TYPE A (Partition packaging):

	Inner	Middle	Outer
LABEL	-	-	623865-1
SEALING	-	-	Tape

For TYPE B (Emboss tape packaging):

Package	Part No.	Description	Usage		
			1761987-7 1-1761987-6	1761987-8 1-1761987-7	1761987-9 1-1761987-8 2110819-1
INNER	1706300-1	Carrier tape(24W)	8.8 MR/400	-	-
	1706301-1	Carrier tape(32W)	-	8.8 MR/400	-
	1706337-1	Carrier tape(32W)	-	-	8.8 MR/400
	(2-1533123-4)	PS tape(24W)	9.24 MR/400	-	-
	(4-1533151-5)	PS tape(24W)	-	9.24 MR/400	9.24 MR/400
	2-1533127-4	Cover tape	10.0 MR/400	-	-
	3-1533127-2	Cover tape	-	10.0 MR/400	10.0 MR/400
	(1-1533128-4)	Plastic reel(330DX24W)	1/400	-	-
	(1-1533128-5)	Plastic reel(330DX32W)	-	1/400	1/400
	623865-4	Inner label	1/400	1/400	1/400
MIDDLE	-	-	-	-	-
OUTER	912030-3	Shipping box	1/1600	1/1200	1/1200
	623881-1	Bubble pack	-	3/1200	3/1200
	623865-1	Outer label	1/1600	1/1200	1/1200

	Inner	Middle	Outer
LABEL	623865-4	-	623865-1
SEALING	Tape	-	Tape

For TYPE C (Emboss tape packaging):

Package	Part No.	Description	Usage		
			1888019-2/4/6/8/9/10/11/12 1888861-2/4/6/8/9 1-1888861-0/1/2	1888020-4/8	1888020-7
INNER	1706284-1	Carrier tape(44W)	4.34 MR/125	-	-
	1706285-1	Carrier tape(44W)	-	4.80 MR/200	-
	1533245-3	Carrier tape(24W)	-	-	8.60 MR/400
	(4-1533151-6)	PS TAPE(44*0.4 BLACK)	2.5 MR/125	2.5 MR/200	-
	(5-1533151-4)	PS TAPE(24*0.5 BLACK)	-	-	11.53 MR/400
	(1-1533174-1)	Plastic reel	1/125	1/200	-
	(1533174-3)	Plastic reel	-	-	1/400
	4-1533127-4	Cover tape(HAA)	5.88 MR/125	6.383 MR/200	-
	2-1533127-4	Cover tape(HAA)	-	-	10.345 MR/400
		623865-4	Paper pad	1/125	1/200

3. PACKAGING MATERIAL 包装材料

For TYPE C (Emboss tape packaging):

Package	Part No.	Description	Usage		
			1888019-2/4/6/8/9/10/11/12 1888861-2/4/6/8/9 1-1888861-0/1/2	1888020-4/8	1888020-7
MIDDLE	623880-4	BUBBLE BAG	1/125	1/200	1/400
OUTER	1-1533040-9	SHIPPING BOX	1/375	1/600	1/2400
	623881-5	AIR CAP	4/375	4/600	4/2400
	623897-5	PAPER PAD, FOLDER	4/375	4/600	4/2400
	623865-1	OUTER LABEL	1/375	1/600	1/2400

	Inner	Middle	Outer
LABEL	623865-4	-	623865-1
SEALING	Tape	-	Tape

For TYPE D (Tube packaging):

Package	Part No.	Description	Usage										
			1888863-4/8/9/10 1888957-1 1888174-2/4/6/7/8/9	1761987-1	1761987-2/11	1761987-3	1761987-4	1761987-5	1761987-6	1888020-1/5	1888020-2/6		
INNER	1706345-1	Tube	1/26	-	-	-	-	-	-	-	-	-	
	1533263-5	Tube	-	-	-	-	-	-	-	-	1/39	1/30	
	110985-3	Tube	-	1/39	1/30	1/23	1/21	1/29	1/17	-	-	-	
	1533225-5	END PLUG	-	-	-	-	-	-	-	-	2/39	2/30	
	1533223-5	END PLUG	2/26	-	-	-	-	-	-	-	-	-	
	112079-2	END PLUG	-	2/39	2/30	2/23	2/21	2/29	2/17	-	-	-	
	720992-1	Foam(海绵)	1/390	-	-	-	-	-	-	-	-	-	-
	623126-1	Inner label	1/26	1/39	1/30	1/23	1/21	1/29	1/17	1/39	1/30	1/30	
MIDDLE	-	-	-	-	-	-	-	-	-	-	-	-	
OUTER	995011-6	Shipping box	1/390	1/2184	1/1170	1/897	1/819	1/1421	1/663	1/1755	1/1350	1/1350	
	1540046-1	FOAM PAD	3/390	3/2184	3/1170	3/897	3/819	3/1421	3/663	3/1755	3/1350	3/1350	
	912065-2	Bubble pack	1/390	1/2184	1/1170	1/897	1/819	1/1421	1/663	1/1755	1/1350	1/1350	
	623865-1	Outer label	1/390	1/2184	1/1170	1/897	1/819	1/1421	1/663	1/1755	1/1350	1/1350	

	Inner	Middle	Outer
LABEL	623126-1	-	623865-1
SEALING	Tape	-	Tape

4. PACKAGING QUANTITY 包装数量

TYPE	Product No.	Inner	Middle	Outer
TYPE A	1888321-1/6/7/8/9	72 pcs/Partition	-	360 pcs/box
	1888321-2/10/11	63 pcs/Partition	-	189 pcs/box
TYPE B	1761987-7 & 1-1761987-6	400 pcs/reel	-	1600 pcs/box
	1761987-8/9	400 pcs/reel	-	1200 pcs/box
	1-1761987-7/8	400 pcs/reel	-	1200 pcs/box
	2110819-1	400 pcs/reel	-	1200 pcs/box
TYPE C	1888019-2/4/6/8/9/10/11/12	125 pcs/reel	-	375 pcs/box
	1888861-2/4/6/8/9 1-1888861-0/1/2	125 pcs/reel	-	375 pcs/box
	1888020-4/8	200 pcs/reel	-	600 pcs/box
TYPE D	1888863-4/8/9/10	26 pcs/tube	-	390 pcs/box
	1888174-2/4/6/7/8/9	26 pcs/tube	-	390 pcs/box
	1761987-1	39 pcs/tube	-	2184 pcs/box
	1761987-2/11	30 pcs/tube	-	1170 pcs/box
	1761987-3	23 pcs/tube	-	897 pcs/box
	1761987-4	21 pcs/tube	-	819 pcs/box
	1761987-5	29 pcs/tube	-	1421 pcs/box
	1761987-6	17 pcs/tube	-	663 pcs/box
	1888957-1	26 pcs/tube	-	390 pcs/box
	1888020-1/5	39 pcs/tube	-	1755 pcs/box
	1888020-2/6	30 pcs/tube	-	1350 pcs/box

5. PACKING METHOD 包装方法
For TYPE A:

5.1. Set up a shipping box and secure bottom flaps with tape.

折叠好一纸箱，并用胶带封住纸箱的底部。

5.2. Place one piece of paper pad on bottom of box.

在箱底放一块纸板。

5.3. Place one piece of partition assy. On the top of paper pad.

接着在纸板的上面放一套隔卡。

5.4. Place specified products as 4 in partition, one CONN. each cell.

按4中的指定数量将产品放入纸卡中，一隔放一个产品。

5.5. Place one piece of paper pad on top of partition.

在纸隔卡的上面放一块纸板。

5. PACKING METHOD 包装方法

5.6.1. **Only for 1888321-1/6/7/8/9:** Repeat step 5.3.~5.5. four times.

再重复5.3.~5.5. 四次。

Only for 1888321-2/10/11:

5.6.2. Repeat step 5.3.~5.5. two times.

再重复5.3.~5.5. 二次。

注：如箱在仍有空隙，则用适量的气泡垫（110455-2或对半载剪后）填充。

5.7. Place one piece of air cap on the top of paper pad.

接着再放一块气泡垫在纸板上。

5.8. Seal the box with tape. And place product identification label in "product id" marked on box.

用胶带封好纸箱，在箱外印有“PRODUCT ID”标识处贴上外标签。

For TYPE B:

5.1. Fix a plastic reel on machine.

将一个塑料卷盘安装在机器上。

5.2. Reel one circle cover tape and 15 empty pockets carrier sealed with cover tape onto reel core.

在卷盘的中心先卷一圈胶布，然后再空卷15个空槽的编带和胶布。

5.3. Inner packaging specification will be fixed based on action packing machine's operation.

内包装的方法依照机器的运作来操作。

注： 1、当达到包装数量，再让其空走完剩余的编带和胶布，但至少不得少于15个空pocket，

然后再绕一圈胶布。

2、包装方法(产品放入Carrier Tape 的方向及包好后产品引出的方向)请严格参照成品图纸。

5.4. Stick the end of cover tape.

用胶带贴住胶布末端。

5.5. Take off the reel & place an inner label on the reel full of products.

取下塑料卷盘放好并在卷盘一侧贴一内标签。

5.6. Set up a box and secure bottom flaps with tape.

折叠好一包装箱，并用胶带封住箱的底部。

5.7. Place one piece of air cap into bottom of box, bubble facing down.

在箱底放入一块气泡垫(623881-1)，气泡面朝下。

注：其中 1761987-7 不用放气泡垫填充。

5. PACKING METHOD 包装方法

5.8. Place specified reels as 4 have inner packaged into box.

按4中的指定数量将已包装好的塑料卷盘放入箱中。

注：贴有标签的一面朝上。

5.9. Place two pieces of air cap on top of reel, bubble facing up.

在塑料盘的上面放二块气泡垫 (623881-1)，气泡面朝上。

注：其中 1761987-7 不用放气泡垫填充。

5.10. Seal the box with tape. And place product identification label in "product id" marked on box.

用胶带封箱，在箱外印有“PRODUCT ID”标识处贴上外标签。

For TYPE C (Refer to Page 9 of 9: PACKAGING ILLUSTRATION):

请参照第九页的包装示意图

5.1. Place one plastic reel on machine.

将一个塑料盘安装在收料器上。

5.2. Reel one circle of cover tape & 10~15 pockets of empty carrier sealed with cover tape onto reel core.

Note: Cover tape stick method must be thermo-compression bonding type

在卷盘的中心先卷一圈胶布，然后再空约10~15个空pocket的编带和胶布(COVER TPAE 为热封方式)。

5.3. Inner packaging specification will be fixed based on action packing machine's operation.

内包装的方法依照机器的运作来操作。

注：1、当达到包装数量，再让其空走完剩余的编带和胶布，但至少不得少于15个空pocket，

然后再绕一圈胶布。

2、包装方法(产品放入Carrier Tape 的方向及包好后产品引出的方向)请严格参照成品图纸。

5.4. Stick the end of cover tape.

用皱纹纸贴住胶布末端(注：在皱纹纸的尾端反贴大约长10mm)。

注：如下图1所示包装完一卷成品后再在外围缠上约2圈PS tape(4-1533151-6或是5-1533151-4),并用皱纹纸贴住PS tape末端。




图 1

5. PACKING METHOD 包装方法

5.5. Take off the plastic reel.

取下塑料盘放好。

5.6. Place an inner label on the reel full of products.

在卷盘一侧贴一内标签。

注：其中对于1888019-6，还需在卷盘上加贴一客户标签(PN:623868-1,格式如图2示)。




图 2 (only for 1888019-6)

--其中(9D)Date code及(1T)trace都是指日期，格式是YYWW.

5.7. Set up a box and secure bottom flaps with tape.

折叠好一包装箱，并用胶带封住箱的底部。

5.8. Set up four paper pads into triangle prism shape with tape secured and place the paper pads against the coner of shipping box.

将纸板折叠成三角形管状，并用透明胶带粘贴固定，然后将三角纸管置于纸箱四角处。

5.9. Place two pieces of air cap (623881-5) in the bottom of box, bubble face down.

在箱底放二块气泡垫(623881-5)，气泡面朝下。

5.10. Place one reel into air cap bag and secure the bag opening with adhensive tape.

将已包装好的卷盘放气泡袋中，并用透明封箱胶带封住袋口。

注：贴有标签的一面朝上。

5.11. Place 3 reels wrapped in air cap bag into box.

将包好的3个卷盘置于箱中。

5.12. Place two pieces of air cap (623881-5) on the top(bubble up) and close cover of the box.

在最上面放二块气泡垫(623881-5)，气泡面朝上，然后合上箱盖。

5.13. Seal the box with tape. And place one product identification label in "product id" marked on box.

用胶带封箱，在箱外印有“PRODUCT ID”标识处贴上一张外标签。

5. PACKING METHOD 包装方法

For TYPE D:

5.1. Place one end plug in one end of tube.

用软塞塞住TUBE的一端。

5.2. Place the quantity as table 4 of connectors into the tube.

按4中数量将产品放入TUBE中。

Only for 1888174-X & 1888957-1 & 1888020-2 & 1888863-X:

5.3. Place two pieces of foam into both sides of tube to fill the spacing.

如有空隙, 需在TUBE两端各放一块适当长度的海绵, 填充TUBE空隙, 防止产品碰撞。

注: 先将海绵720992-1剪成合适大小, 然后对折后塞入胶管中, 如下图3、4、5所示。



图3(剪成约50x20 mm大小的海绵)



图4(然后对折)



图5(塞入胶管填充空隙)

5.4. Place end plug in other end of tube.

用软塞塞住TUBE的另一端。

注: TUBE装好产品后如果塞子太长, 则裁掉一截塞子的尾部再塞入TUBE中. 两端的塞子裁掉的长度大致要一样.

5.5. Place label on tube in approximate middle.

在TUBE中间处贴上内标签((PN:623126-1, 例如1888957-1)。

注: 其中对于1761987-1, 标签贴在tube上有印字的一面, 标签PN是623862-1,格式如下图6示)。

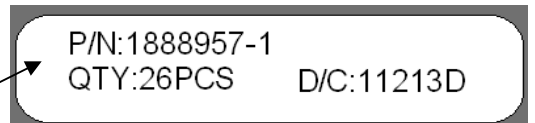


图 6(only for 1761987-1)

---其中(9D)Date code及(1T)trace都是指日期, 格式是YYWW.

5.6. Set up the box and close the bottom of the box with tape.

折叠好纸箱, 并用胶带封箱。

5. PACKING METHOD 包装方法

5.7. Place foam blocks at end (2 pcs) at box joint end and the other one block at the opposite end.

将两块PE FOAM置于大箱有接口端，另一块放在大箱另一端(请参照图7).

5.8. Place one piece of air cap in the bottom of shipping box, bubble facing down(see figure 7).

将一块气泡垫对半载剪后并排置入大箱底部，气泡产朝下(请参照图7).




图 7:在箱子一端放两块PE FOAM，另一端放一块,并将一块气泡垫对半载剪后并排置入大箱底部.

5.9. Place tubes have packaged as 4 on the air cap in the same orientation and wrap tubes with air cap(see figure 8).

按4中规定将数条装好产品的tube朝同一方向整齐置于入箱中气泡垫之上，并用气泡垫裹包好TUBE(请参照图8)。




图 8:将TUBE朝同一方向整齐置于入箱中气泡垫之上，并用气泡垫裹包好TUBE.

5.10. Seal the box with tape. And place product identification label in "product id" marked on box.

用胶带封箱，在箱外印有“PRODUCT ID”标识处贴上外标签。

5. PACKING METHOD 包装方法

PACKAGING ILLUSTRATION 包装示意图 (Only for TYPE C):

