

PRODUCT NUMBER
SEE TABLE

M2.5 OVAL HEAD SCREWS

PLUG ASSEMBLY:
WITH or WITHOUT PCB
SEE CHART ON SHEET 5.

M2.5 THUMBSCREWS
SEE NOTE 5

THUMBSCREW COVERS

CABLE COLLAR:
3 SIZES AVAILABLE
SEE APPLICATION SPECIFICATION
GS-20-026 TO SELECT THE
CORRECT SIZE FOR THE DIAMETER
OF CABLE.

TOLERANCES UNLESS OTHERWISE
SPECIFIED

LINEAR	0.X	±.3
	0.XX	±.10
	0.XXX	±.050
ANGULAR	0°	±2°

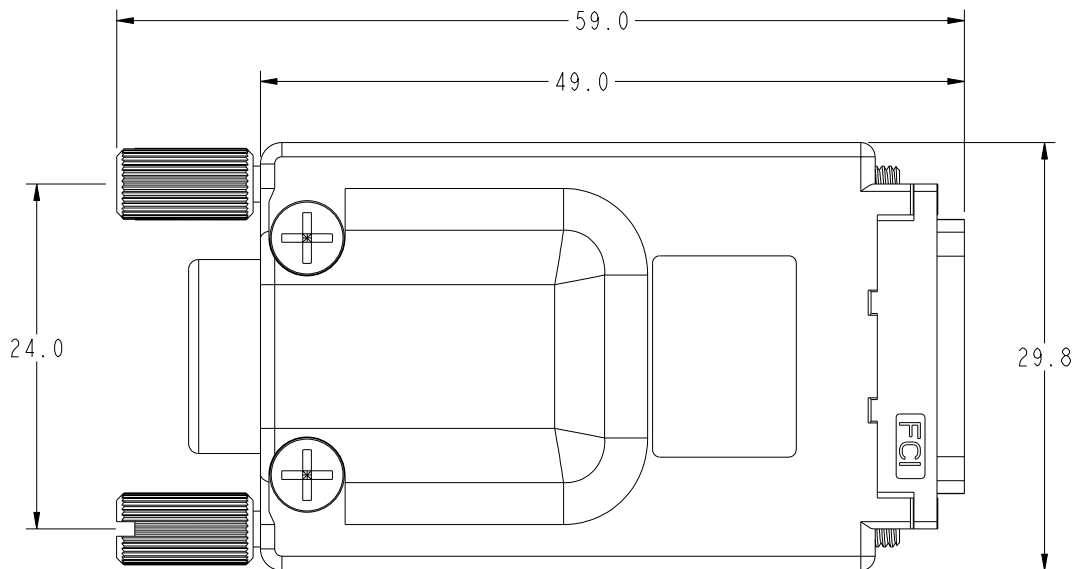
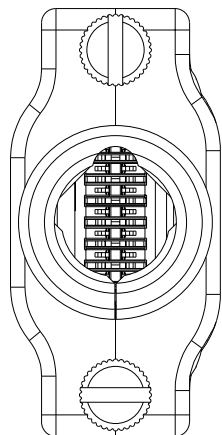
rev	ecn no	dr	date
B	V03-1084	DAI	11/14/03
C	V04-0016	DAI	02/11/04
D	V04-0508	DAI	06/16/04
E	V04-1005	DAI	10/6/04
F	V05-0064	TAB	03/07/05
G	V05-0543	TAB	06/29/05
H	M08-0009	AGS	01/14/08

www.fciconnect.com			surface 3.2 ASME Y14.5	tolerance std ASME Y14.5	projection ASME Y14.5	size A4	Scale 1:1
TOLERANCES UNLESS OTHERWISE SPECIFIED			ANGULAR	LINEAR	0.X ±	0.XX ±	0.XXX ±
Dr	G. PETERS	08/21/03	0°	±°	ECN	M08-0009	Spec ref
Eng	D. BRANN	08/21/03	Product family		EyeMax (TM)	-	
Chr	D. BRANN	08/21/03	title		4X THUMBSCREW PLUG KIT	10013923	
Appr	D. BRANN	08/21/03	EYEMAX(tm)		catalog no	CUSTOMER	sheet 1 of 6
FCI			Rev.		H		

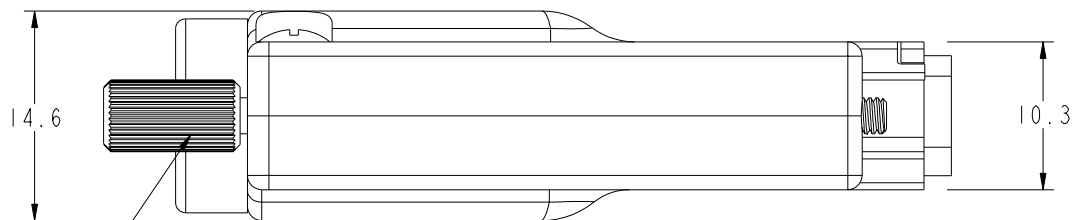
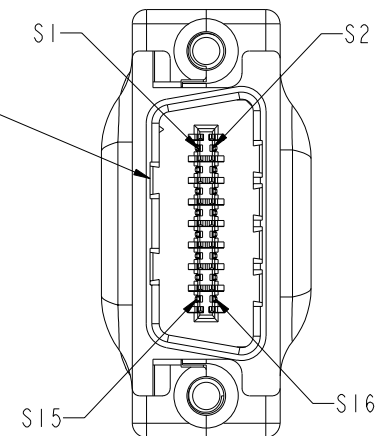


Copyright FCI.

PRODUCT NUMBER
SEE TABLE



AVAILABLE WITH OR
WITHOUT KEY SLOTS
SEE TABLE SHEET 5



SEE NOTE 5

	title	4X THUMBSCREW PLUG KIT	dwg no	10013923	Rev.	H
	EYEMAX(tm)					
	catalog no	-	CUSTOMER	sheet 2 of 6		

REV F - 2006-04-17

PDM: Rev:H

STATUS: Released

Printed: Jul 22, 2010



Copyright FCI.

PRODUCT NUMBER
SEE TABLE

DATE CODE AREA

KEYING FEATURE

SIGNAL POSITION 1

GROUND
POSITION 1

POSITION MARK #1

	title	4X THUMSCREW PLUG KIT	dwg no	10013923	Rev.
	BY	EYEMAX(tm)			H
	catalog no	-	CUSTOMER	sheet 3 of 6	

REV F - 2006-04-17

PDM: Rev:H

STATUS: Released

Printed: Jul 22, 2010

A

B

C

D

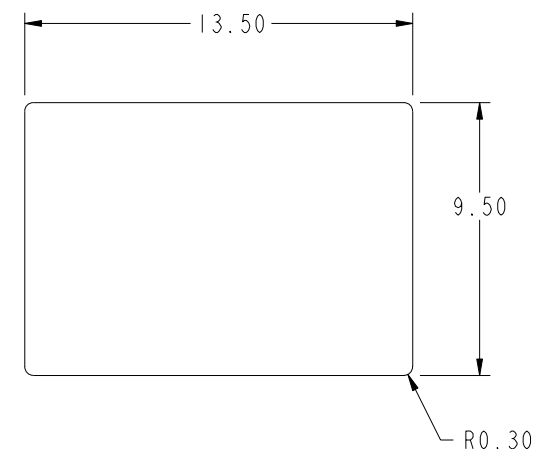
2

3

4

PRODUCT NUMBER	WITH KEY SLOTS	DESCRIPTION
10013923-001	YES	PLUG KIT WITH UNEQUALIZED P1 PCB
10013923-002	YES	PLUG KIT WITHOUT PCB
10013923-003	YES	PLUG KIT WITH EQUALIZED P1 PCB WITHOUT COMPONENTS
10013923-004	YES	PLUG KIT WITH EQUALIZED P1 PCB WITH COMPONENTS
10013923-011	NO	PLUG KIT WITH UNEQUALIZED P1 PCB
10013923-012	NO	PLUG KIT WITHOUT PCB
10013923-013	NO	PLUG KIT WITH EQUALIZED P1 PCB WITHOUT COMPONENTS
10013923-014	NO	PLUG KIT WITH EQUALIZED P1 PCB WITH COMPONENTS
10013923-101	YES	PLUG KIT WITH UNEQUALIZED P2 PCB
10013923-103	YES	PLUG KIT WITH EQUALIZED P2 PCB WITHOUT COMPONENTS
10013923-104	YES	PLUG KIT WITH EQUALIZED P2 PCB WITH COMPONENTS
10013923-111	NO	PLUG KIT WITH UNEQUALIZED P2 PCB
10013923-113	NO	PLUG KIT WITH EQUALIZED P2 PCB WITHOUT COMPONENTS
10013923-114	NO	PLUG KIT WITH EQUALIZED P2 PCB WITH COMPONENTS

* ADD LF TO PRODUCT NUMBERS FOR LEAD FREE SOLDER TAILS
EXAMPLE: 10013923-001LF



RECOMMENDED CUSTOMER LABEL SIZE

A

B

C

D



	title	4X THUMBSCREW PLUG KIT	dwg no	10013923	Rev. H
	EYEMAX(tm)				
	catalog no	-		CUSTOMER	sheet 5 of 6



Copyright FCI.

PCB NOTES:

1. PADS ON BOTH SIDES OF PCB.
2. DIMENSIONS APPLY TO BOTH SIDES OF PCB LOCATED FROM DATUMS A & B.
3. EXTENSIONS SHOULD NOT BE USED TO LOCATE SOLDER TAILS TO SOLDER PADS ONLY AS AID IN ASSEMBLY BY LIMITING TOP TO BOTTOM MOVEMENT OF PCB.
4. PCB THICKNESS: 1.57mm (.062").

LEAD FREE NOTES:

1. IF LEAD FREE PART NUMBER, THE HOUSING WILL WITHSTAND EXPOSURE TO 260°C PEAK TEMPERATURE FOR 10 SECONDS IN A WAVE SOLDER APPLICATION WITH A 1.60mm THICK CIRCUIT BOARD.
2. PACKAGING OF LEAD FREE PRODUCTS MEETS LABELING AND PACKAGING SPECIFICATION GS-14-920.
3. LEAD FREE PRODUCTS MEET EUROPEAN UNION DIRECTIVES AND OTHER COUNTRY REGULATIONS AS DESCRIBED IN GS-22-008.

NOTES:

1. PACKAGING SPECIFICATION: GS-14-794
2. APPLICATION SPECIFICATION: GS-20-026 FOR PADDLE CARD AND CABLE TERMINATION DETAILS. FOR EASE OF WIRE MANAGEMENT, A P1 ASSEMBLY IS RECOMMENDED ON ONE END OF THE CABLE AND A P2 ASSEMBLY ON THE OTHER END.
3. PRODUCT SPECIFICATION: GS-12-209
4. MATERIAL:
 - CONTACTS: COPPER ALLOY WITH Au OVER Ni PLATING IN THE CONTACT AREA AND SOLDER TAIL PLATING: TIN-LEAD UNLESS THE PART NUMBER ENDS IN LF. FOR A PART THAT ENDS IN LF (LEAD FREE), 2um MIN MATTE TIN OVER 1.27um MIN Ni UNDERPLATING.
 - HOUSING: HIGH TEMPERATURE THERMOPLASTIC, UL 94V-0 RATED, SUITABLE FOR REFLOW SOLDERING.
 - SHELLS: ZINC WITH NICKEL PLATING AND COPPER UNDERPLATING.
 - CABLE COLLAR: THERMOPLASTIC
 - THUMB SCREWS, OVAL HD. SCREWS: STAINLESS STEEL
5. RECOMMENDED MAXIMUM TORQUE FOR ATTACHING THUMBSCREW TO MATING RECEPTACLE: 0.225 N-m (2.0 lbf-in).
6. MATES WITH RECEPTACLE 10009629.
7. PLUG ASSEMBLIES, COVER ASSEMBLY KITS (10021736) AND CABLE COLLARS (10007239) CAN BE PURCHASED AS SEPERATE ITEMS. PLUG ASSEMBLY DRAWINGS: ARE 58443-NO PCB, 58638-UNEQUALIZED, 10026692-EQUALIZED.

	title	4X THUMBSCREW PLUG KIT	dwg no	10013923	Rev.	
	EYEMAX(tm)				H	
	catalog no	-	CUSTOMER	sheet 6 of 6		

Mouser Electronics

Authorized Distributor

Click to View Pricing, Inventory, Delivery & Lifecycle Information:

[FCI / Amphenol:](#)

[10013923-104](#) [10013923-101](#)