


PCB connection terminal block - SPTA 1/12-3,5 - 1752201

Please be informed that the data shown in this PDF Document is generated from our Online Catalog. Please find the complete data in the user's documentation. Our General Terms of Use for Downloads are valid (<http://phoenixcontact.com/download>)

PCB terminal block, Nominal current: 9 A, Nom. voltage: 200 V, Pitch: 3.5 mm, Number of positions: 12, Connection method: Spring-cage connection, Mounting: Soldering, Conductor/PCB connection direction: 25 °, Color: green




The illustration shows the 10-position version

Why buy this product

- Compact design with a depth of just 10 mm
- Easy operation when releasing the conductor via the orange actuating lever
- User-friendly and quick conductor connection using Push-in direct plug-in technology
- Arrangement over several rows possible for high packing densities
- Drilling diagram and dimensions are the same shape as the proven SMKDS 1 screw solution
- Different pitches can be combined depending on product range



Key commercial data

Packing unit	50 pc
Minimum order quantity	50 pc
GTIN	 4 046356 321051
Weight per Piece (excluding packing)	6.72 g
Custom tariff number	85369010
Country of origin	Germany

Technical data

Dimensions

Length	10 mm
Pitch	3.5 mm
Dimension a	38.5 mm
Pin dimensions	0,6 x 1,0 mm
Pin spacing	3.5 mm
Hole diameter	1.1 mm

General

PCB connection terminal block - SPTA 1/12-3,5 - 1752201

Technical data

General

Range of articles	SPTA 1/
Insulating material group	I
Rated surge voltage (III/3)	2.5 kV
Rated surge voltage (III/2)	2.5 kV
Rated surge voltage (II/2)	2.5 kV
Rated voltage (III/3)	160 V
Rated voltage (III/2)	200 V
Rated voltage (II/2)	400 V
Connection in acc. with standard	EN-VDE
Nominal current I _N	9 A
Nominal cross section	1 mm ²
Maximum load current	9 A
Insulating material	PA
Solder pin surface	Sn
Inflammability class according to UL 94	V0
Stripping length	8 mm
Number of positions	12

Connection data

Conductor cross section solid min.	0.2 mm ²
Conductor cross section solid max.	1.5 mm ²
Conductor cross section stranded min.	0.2 mm ²
Conductor cross section stranded max.	1 mm ²
Conductor cross section stranded, with ferrule without plastic sleeve min.	0.25 mm ²
Conductor cross section stranded, with ferrule without plastic sleeve max.	0.75 mm ²
Conductor cross section stranded, with ferrule with plastic sleeve min.	0.25 mm ²
Conductor cross section stranded, with ferrule with plastic sleeve max.	0.75 mm ²
Conductor cross section AWG/kcmil min.	24
Conductor cross section AWG/kcmil max	16

Classifications

eCl@ss

eCl@ss 4.0	27141109
eCl@ss 4.1	27141109
eCl@ss 5.0	27141190
eCl@ss 5.1	27141190
eCl@ss 6.0	27261101
eCl@ss 7.0	27440401
eCl@ss 8.0	27440401

PCB connection terminal block - SPTA 1/12-3,5 - 1752201

Classifications

ETIM

ETIM 3.0	EC001121
ETIM 4.0	EC002643
ETIM 5.0	EC002643

UNSPSC

UNSPSC 6.01	30211801
UNSPSC 7.0901	39121432
UNSPSC 11	39121432
UNSPSC 12.01	39121432
UNSPSC 13.2	39121432

Approvals

Approvals


Approvals


UL Recognized / VDE Gutachten mit Fertigungsüberwachung / cUL Recognized / CCA / IECCEB Scheme / EAC / cULus Recognized

Ex Approvals

Approvals submitted

Approval details

UL Recognized 		
	B	D
mm ² /AWG/kcmil	26-16	26-16
Nominal current I _N	10 A	10 A
Nominal voltage U _N	150 V	300 V

VDE Gutachten mit Fertigungsüberwachung 	
mm ² /AWG/kcmil	0.2-1.5
Nominal current I _N	9 A
Nominal voltage U _N	130 V

PCB connection terminal block - SPTA 1/12-3,5 - 1752201

Approvals

cUL Recognized		
	B	D
mm ² /AWG/kcmil	26-16	26-16
Nominal current I _N	10 A	10 A
Nominal voltage U _N	150 V	300 V
CCA		
IECEE CB Scheme		
EAC		
cULus Recognized		

Drawings

