

Cable connector - SF-5ES1N8A80DU - 1605532

Please be informed that the data shown in this PDF Document is generated from our Online Catalog. Please find the complete data in the user's documentation. Our General Terms of Use for Downloads are valid (<http://phoenixcontact.com/download>)



Cable connector, straight short, Screw locking, M23, number of positions: 5+PE, type of contact: Socket, Crimp connection, shielded: yes, cable diameter range: 7.5 mm... 14 mm

Why buy this product

- ✓ Consistent EMC protection for reliable connection solutions in the industrial environment
- ✓ Crimping connection: vibration- and temperature-resistant assembly
- ✓ Flexible use: reliably connect cable diameters of 7.5 mm ... 14 mm
- ✓ Molded designs with pre-assembled cables on one or both sides

Key Commercial Data

Packing unit	1 STK
GTIN	
GTIN	4046356182171

Technical data

General

Note	Order information: Order crimp contacts 6 x Ø 2 mm separately
Type of locking	Screw locking
Coding	N
Contact connection method	Crimp connection
Type of contacts	Socket
Number of positions	6
Contact diameter of power contacts	2 mm
Nominal current per power contact at 25°C	30 A
Contact diameter of signal contacts	2 mm
Conductor entry	7.5 mm ... 14 mm
Pg housing screw connection	none

Ambient conditions

Cable connector - SF-5ES1N8A80DU - 1605532

Technical data

Ambient conditions

Ambient temperature	-40 °C ... 125 °C
Degree of protection	IP67

Material

Housing material	Turned parts: copper zinc alloy (CuZn), die-cast parts: zinc (GD-Zn)
Insulator material	PA 66
Gasket and O-ring material	FPM

Specifications according to DIN EN 61984:2001

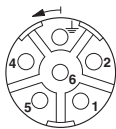
Installation height max.	3000 m
Nominal / operating voltage of power contacts	630 V
Rated surge voltage of power contacts	6 kV
Overvoltage category of power contacts	III
Degree of pollution of power contacts	3
Rated surge voltage of signal contacts	6 kV
Overvoltage category of signal contacts	III
Degree of pollution of signal contacts	3

Environmental Product Compliance

China RoHS	Environmentally Friendly Use Period = 50
	For details about hazardous substances go to tab "Downloads", Category "Manufacturer's declaration"

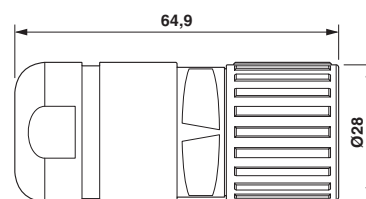
Drawings

Schematic diagram



Connector pin assignment

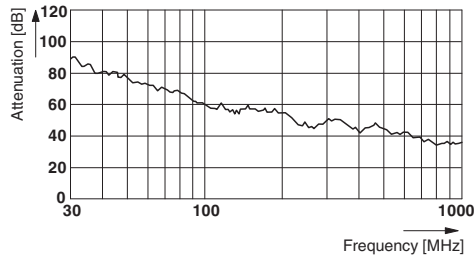
Dimensional drawing



Dimensional drawing

Cable connector - SF-5ES1N8A80DU - 1605532

Diagram



Approvals

Approvals

Approvals

UL Recognized / cUL Recognized / EAC / cULus Recognized

Ex Approvals

Approval details

UL Recognized		http://database.ul.com/cgi-bin/XYV/template/LISEXT/1FRAME/index.htm E153698-20041116
mm ² /AWG/kcmil	4.0	
Nominal current I _N	27 A	
Nominal voltage U _N	600 V	

cUL Recognized		http://database.ul.com/cgi-bin/XYV/template/LISEXT/1FRAME/index.htm E153698-20041116
mm ² /AWG/kcmil	4.0	
Nominal current I _N	18 A	
Nominal voltage U _N	600 V	

EAC		B.01742
-----	--	---------

Cable connector - SF-5ES1N8A80DU - 1605532

Approvals

cULus Recognized



<http://database.ul.com/cgi-bin/XYV/template/LISEXT/1FRAME/index.htm>

Phoenix Contact 2017 © - all rights reserved
<http://www.phoenixcontact.com>

PHOENIX CONTACT GmbH & Co. KG
Flachsmarktstr. 8
32825 Blomberg
Germany
Tel. +49 5235 300
Fax +49 5235 3 41200
<http://www.phoenixcontact.com>