

PCB connector - ZEC 1,5/ 9-LPV-7,5 C2 - 1898444

Please be informed that the data shown in this PDF Document is generated from our Online Catalog. Please find the complete data in the user's documentation. Our General Terms of Use for Downloads are valid (<http://phoenixcontact.com/download>)


Printed circuit board connector, Nominal current: 10 A, Rated voltage (III/2): 630 V, Number of positions: 9, Pitch: 7.5 mm, Color: green, Contact surface: Tin, Mounting: Direct plug-in method



The figure shows a 10-position version of the product



Key Commercial Data

Packing unit	1 pc
Minimum order quantity	50 pc
GTIN	 4 017918 167158
Weight per Piece (excluding packing)	9.55 g
Custom tariff number	85366990
Country of origin	Bulgaria

Technical data

Dimensions

Pitch	7.50 mm
Dimension a	60 mm
Constructional height	7 mm

General

Range of articles	ZEC 1,5/..-LPV
Insulating material group	I
Rated surge voltage (III/3)	6 kV
Rated surge voltage (III/2)	6 kV
Rated surge voltage (II/2)	6 kV

PCB connector - ZEC 1,5/ 9-LPV-7,5 C2 - 1898444

Technical data

General

Rated voltage (III/3)	400 V
Rated voltage (III/2)	630 V
Rated voltage (II/2)	1000 V
Connection in acc. with standard	EN-VDE
Nominal current I _N	10 A
Maximum load current	10 A
Insulating material	PA
Flammability rating according to UL 94	V0
Color	green
Number of positions	9

Standards and Regulations

Connection in acc. with standard	EN-VDE
	CUL
Flammability rating according to UL 94	V0

Classifications

eCl@ss

eCl@ss 4.0	272607xx
eCl@ss 4.1	27260701
eCl@ss 5.0	27260701
eCl@ss 5.1	27260701
eCl@ss 6.0	27260704
eCl@ss 7.0	27440402
eCl@ss 8.0	27440402
eCl@ss 9.0	27440402

ETIM

ETIM 3.0	EC001121
ETIM 4.0	EC002637
ETIM 5.0	EC002643

UNSPSC

UNSPSC 6.01	30211810
UNSPSC 7.0901	39121409
UNSPSC 11	39121409
UNSPSC 12.01	39121409

PCB connector - ZEC 1,5/ 9-LPV-7,5 C2 - 1898444

Classifications

UNSPSC

UNSPSC 13.2	39121409
-------------	----------

Approvals

Approvals


Approvals


UL Recognized / VDE Gutachten mit Fertigungsüberwachung / cUL Recognized / IEC60335 CB Scheme / CCA / EAC / EAC / cULus Recognized


Ex Approvals

Approvals submitted

Approval details

UL Recognized 		
	B	D
Nominal current I _N	10 A	10 A
Nominal voltage U _N	300 V	300 V

VDE Gutachten mit Fertigungsüberwachung 	
Nominal current I _N	10 A
Nominal voltage U _N	400 V

cUL Recognized 		
	B	D
Nominal current I _N	10 A	10 A
Nominal voltage U _N	300 V	300 V

PCB connector - ZEC 1,5/ 9-LPV-7,5 C2 - 1898444

Approvals

IECEE CB Scheme	
Nominal current I_N	10 A
Nominal voltage U_N	1000 V

CCA	
Nominal current I_N	10 A
Nominal voltage U_N	1000 V

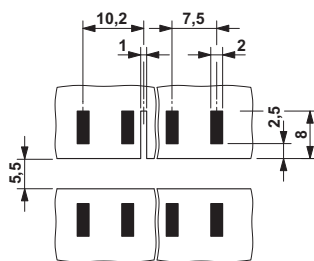
EAC	
-----	--

EAC	
-----	--

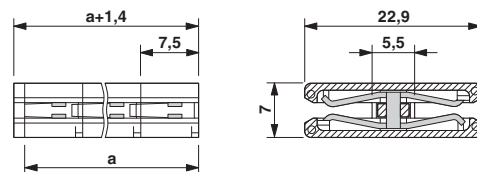
cULus Recognized	
------------------	--

Drawings

Drilling diagram



Dimensional drawing



Size of the PCB: 1.6 ± 0.2 mm

Mouser Electronics

Authorized Distributor

Click to View Pricing, Inventory, Delivery & Lifecycle Information:

[Phoenix Contact:](#)

[1898444](#)