


## PCB terminal block - FK-MPT 0,5/ 9-3,5-H - 1928835

Please be informed that the data shown in this PDF Document is generated from our Online Catalog. Please find the complete data in the user's documentation. Our General Terms of Use for Downloads are valid (<http://phoenixcontact.com/download>)

PCB terminal block, Nominal current: 4 A, Nom. voltage: 250 V, Pitch: 3.5 mm, Number of positions: 9, Connection method: Spring-cage connection, Mounting: Soldering, Conductor/PCB connection direction: 0 °, Color: green




The figure shows a 10-position version of the product

### Why buy this product

- Available as a PCB terminal block or as a plug
- Miniature connection terminal for solid conductors
- 3.5 mm pitch
- Potentials can be easily looped through thanks to the double connection
- More user friendly thanks to direct plug-in technology with release button



### Key commercial data

Packing unit	50 pc
Minimum order quantity	50 pc
GTIN	 4 017918 591281
Weight per Piece (excluding packing)	3.6 g
Custom tariff number	85369010
Country of origin	Germany
Note	Made to Order (non-returnable)

### Technical data

#### Dimensions

Length	9.5 mm
Pitch	3.5 mm
Dimension a	28 mm
Pin dimensions	1 mm
Pin spacing	3.5 mm
Hole diameter	1.2 mm

#### General

# PCB terminal block - FK-MPT 0,5/ 9-3,5-H - 1928835

## Technical data

### General

Range of articles	FK-MPT 0,5/...-H
Insulating material group	IIIa
Rated surge voltage (III/3)	2.5 kV
Rated surge voltage (III/2)	2.5 kV
Rated surge voltage (II/2)	2.5 kV
Rated voltage (III/3)	160 V
Rated voltage (III/2)	250 V
Rated voltage (II/2)	250 V
Connection in acc. with standard	EN-VDE
Nominal current $I_N$	4 A
Nominal cross section	0.5 mm <sup>2</sup>
Maximum load current	4 A (with 0.5 mm <sup>2</sup> conductor cross section)
Insulating material	PBT
Solder pin surface	Sn
Inflammability class according to UL 94	V0
Stripping length	6.5 mm
Number of positions	9

### Connection data

Conductor cross section solid min.	0.12 mm <sup>2</sup>
Conductor cross section solid max.	0.5 mm <sup>2</sup>
Conductor cross section AWG/kcmil min.	26
Conductor cross section AWG/kcmil max	20

## Classifications

### eCl@ss

eCl@ss 4.0	272607xx
eCl@ss 4.1	27141109
eCl@ss 5.0	27141190
eCl@ss 5.1	27141190
eCl@ss 6.0	27261101
eCl@ss 7.0	27440401
eCl@ss 8.0	27440401

### ETIM

ETIM 3.0	EC001121
ETIM 4.0	EC002643
ETIM 5.0	EC002643

### UNSPSC

UNSPSC 6.01	30211801
-------------	----------

# PCB terminal block - FK-MPT 0,5/ 9-3,5-H - 1928835

## Classifications

### UNSPSC

UNSPSC 7.0901	39121432
UNSPSC 11	34131203
UNSPSC 12.01	39121432
UNSPSC 13.2	39121432

## Approvals

### Approvals


#### Approvals

UL Recognized / SEV / cUL Recognized / EAC / cULus Recognized


#### Ex Approvals

#### Approvals submitted

### Approval details

UL Recognized 		
	B	D
mm <sup>2</sup> /AWG/kcmil	28-20	28-20
Nominal current I <sub>N</sub>	4 A	4 A
Nominal voltage U <sub>N</sub>	300 V	300 V

SEV	
mm <sup>2</sup> /AWG/kcmil	0.5
Nominal current I <sub>N</sub>	4 A
Nominal voltage U <sub>N</sub>	160 V

cUL Recognized 		
	B	D
mm <sup>2</sup> /AWG/kcmil	28-20	28-20
Nominal current I <sub>N</sub>	4 A	4 A
Nominal voltage U <sub>N</sub>	300 V	300 V

# PCB terminal block - FK-MPT 0,5/ 9-3,5-H - 1928835

## Approvals

EAC

cULus Recognized

## Accessories

### Accessories

#### Screwdriver tools

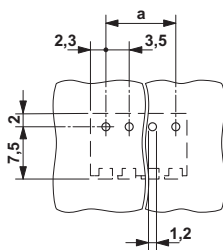
Screwdriver - SZF 0-0,4X2,5 - 1204504



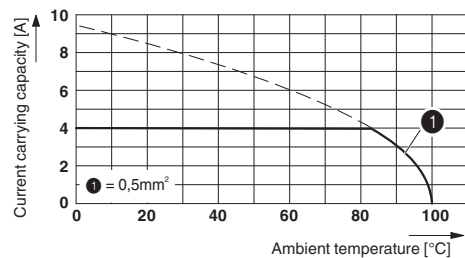
Actuation tool, for ST terminal blocks, also suitable for use as a bladed screwdriver, size: 0.4 x 2.5 x 75 mm, 2-component grip, with non-slip grip

## Drawings

Drilling diagram



Diagram



Derating diagram for 5 positions; reduction factor=0.8

Dimensioned drawing

