

## Base strip - DFK-IPC 16/ 6-G-10,16 - 1702455

Please be informed that the data shown in this PDF Document is generated from our Online Catalog. Please find the complete data in the user's documentation. Our General Terms of Use for Downloads are valid (<http://phoenixcontact.com/download>)

Header, Nominal current: 76 A, Rated voltage (III/2): 1000 V, Number of positions: 6, Pitch: 10.16 mm, Color: green, Contact surface: Silver, Mounting: Soldering




The figure shows a 5-pos. version of the product

### Why buy this product

- Panel thickness of 1 mm to 3 mm
- Inverted feed-through headers for implementing a touch-proof PCB output (in combination with IPC 16 ST)
- Tool-free snap-lock mechanism or conventional screw connection
- For soldering onto the PCB



### Key commercial data

Packing unit	10 pc
Minimum order quantity	10 pc
GTIN	 4 046356 031202
Weight per Piece (excluding packing)	30.12 g
Custom tariff number	85366990
Country of origin	Poland
Note	Made to Order (non-returnable)

### Technical data

#### Dimensions

Length	34.55 mm
Height	22 mm
Pitch	10.16 mm
Dimension a	50.8 mm
Pin dimensions	0,8 x 1,2 mm
Pin spacing	10.16 mm
Hole diameter	1.7 mm

#### General

# Base strip - DFK-IPC 16/ 6-G-10,16 - 1702455

## Technical data

### General

Range of articles	DFK-IPC 16/...-G
Insulating material group	I
Rated surge voltage (III/3)	8 kV
Rated surge voltage (III/2)	8 kV
Rated surge voltage (II/2)	6 kV
Rated voltage (III/3)	1000 V
Rated voltage (III/2)	1000 V
Rated voltage (II/2)	1000 V
Connection in acc. with standard	EN-VDE
Nominal current I <sub>N</sub>	76 A
Maximum load current	76 A
Insulating material	PA
Inflammability class according to UL 94	V0
Color	green
Number of positions	6

## Classifications

### eCl@ss

eCl@ss 4.0	272607xx
eCl@ss 4.1	27260701
eCl@ss 5.0	27260701
eCl@ss 5.1	27141190
eCl@ss 6.0	27260704
eCl@ss 7.0	27440402
eCl@ss 8.0	27141134

### ETIM

ETIM 3.0	EC001121
ETIM 4.0	EC002637
ETIM 5.0	EC001283

### UNSPSC

UNSPSC 6.01	30211810
UNSPSC 7.0901	39121409
UNSPSC 11	39121409
UNSPSC 12.01	39121409
UNSPSC 13.2	39121409

## Approvals

### Approvals

# Base strip - DFK-IPC 16/ 6-G-10,16 - 1702455

## Approvals

---

### Approvals

UL Recognized / SEV / cUL Recognized / CCA / EAC / IEC60947-5 / IEC60947-6 / IEC60947-7 / IEC60947-8 / IEC60947-9 / IEC60947-10 / IEC60947-11 / IEC60947-12 / IEC60947-13 / IEC60947-14 / IEC60947-15 / IEC60947-16 / IEC60947-17 / IEC60947-18 / IEC60947-19 / IEC60947-20 / IEC60947-21 / IEC60947-22 / IEC60947-23 / IEC60947-24 / IEC60947-25 / IEC60947-26 / IEC60947-27 / IEC60947-28 / IEC60947-29 / IEC60947-30 / IEC60947-31 / IEC60947-32 / IEC60947-33 / IEC60947-34 / IEC60947-35 / IEC60947-36 / IEC60947-37 / IEC60947-38 / IEC60947-39 / IEC60947-40 / IEC60947-41 / IEC60947-42 / IEC60947-43 / IEC60947-44 / IEC60947-45 / IEC60947-46 / IEC60947-47 / IEC60947-48 / IEC60947-49 / IEC60947-50 / IEC60947-51 / IEC60947-52 / IEC60947-53 / IEC60947-54 / IEC60947-55 / IEC60947-56 / IEC60947-57 / IEC60947-58 / IEC60947-59 / IEC60947-60 / IEC60947-61 / IEC60947-62 / IEC60947-63 / IEC60947-64 / IEC60947-65 / IEC60947-66 / IEC60947-67 / IEC60947-68 / IEC60947-69 / IEC60947-70 / IEC60947-71 / IEC60947-72 / IEC60947-73 / IEC60947-74 / IEC60947-75 / IEC60947-76 / IEC60947-77 / IEC60947-78 / IEC60947-79 / IEC60947-80 / IEC60947-81 / IEC60947-82 / IEC60947-83 / IEC60947-84 / IEC60947-85 / IEC60947-86 / IEC60947-87 / IEC60947-88 / IEC60947-89 / IEC60947-90 / IEC60947-91 / IEC60947-92 / IEC60947-93 / IEC60947-94 / IEC60947-95 / IEC60947-96 / IEC60947-97 / IEC60947-98 / IEC60947-99 / IEC60947-100

---

### Ex Approvals

---

### Approvals submitted

---

### Approval details

UL Recognized			
	B	C	D
Nominal current IN	55 A	55 A	5 A
Nominal voltage UN	300 V	300 V	600 V

SEV	
Nominal current IN	76 A
Nominal voltage UN	1000 V

cUL Recognized			
	B	C	D
Nominal current IN	55 A	55 A	5 A
Nominal voltage UN	300 V	300 V	600 V

CCA	
Nominal current IN	76 A
Nominal voltage UN	1000 V

EAC
-----

# Base strip - DFK-IPC 16/ 6-G-10,16 - 1702455

## Approvals

IECEE CB Scheme	
Nominal current I <sub>N</sub>	76 A
Nominal voltage U <sub>N</sub>	1000 V

cULus Recognized	
------------------	--

## Accessories

### Accessories

#### Coding element

Coding profile - CP-PC RD - 1701967



Coding profile, for plugging into the coding ribs of the plug at a later date, insulating material, color: Red

Accessories - CS-IPC 16/ 6 - 1970016



Coding pin, serves to ensure correct polarization on the PCB during manual mounting

## Mounting material

Accessories - DFK-PC 16-SS - 1705449



Screw set for DFK-PC 16... connectors

## Screwdriver tools

## Base strip - DFK-IPC 16/ 6-G-10,16 - 1702455

### Accessories

Screwdriver - SZK PH1 VDE - 1205150



Screwdriver, PH crosshead, VDE insulated, size: PH 1 x 80 mm, 2-component grip, with non-slip grip

---

Screwdriver - SZS 0,6X2,5 VDE - 1205040



Screwdriver, slot-headed, VDE insulated, size: 0.6 x 2.5 x 80 mm, 2-component grip, with non-slip grip

---

### Additional products

Printed-circuit board connector - IPC 16/ 6-ST-10,16 - 1969412



Plug component, Nominal current: 76 A, Rated voltage (III/2): 1000 V, Number of positions: 6, Pitch: 10.16 mm, Connection method: Screw connection, Color: green, Contact surface: Silver

---

Printed-circuit board connector - ISPC 16/ 6-ST-10,16 - 1748587



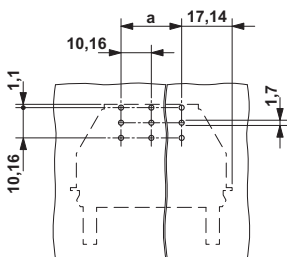
Plug component, Nominal current: 76 A, Rated voltage (III/2): 1000 V, Number of positions: 6, Pitch: 10.16 mm, Connection method: Spring-cage connection, Color: green, Contact surface: Silver

---

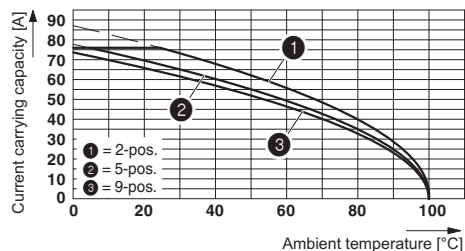
### Drawings

# Base strip - DFK-IPC 16/ 6-G-10,16 - 1702455

Drilling diagram

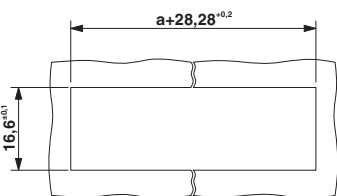


Diagram



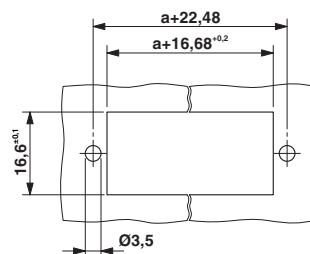
The illustration shows the derating curve for DFK-IPC 16/..-G-10,16 inverted plugs in combination with the inverted header IPC 16/..-ST-10,16.

Dimensioned drawing



Sheet metal cutout for snap-on.

Dimensioned drawing



Sheet metal cutout for screw connection.

Dimensioned drawing

