


Socket connectors with tension clamp connection

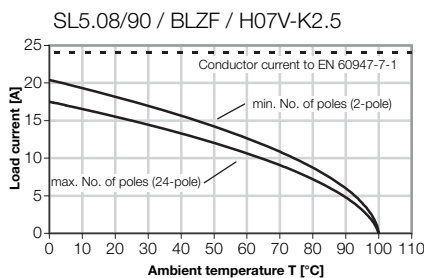
BLZF 5.08/180



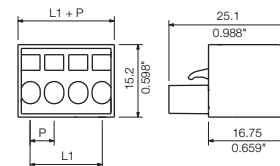
Socket connectors for conductor connection using the time-saving tension clamp method with straight outlet. The socket connectors provide space for labelling and can be coded. Packed in cardboard box.

- 0.2 - 2.5 mm² (IEC) / 26 - 12 AWG (UL)
- 400 V (IEC) / 300 V (UL)
- 17 A (IEC) / 15 A (UL)

Derating curve



BLZF 5.08/180



Technical data

Rated data to IEC 60664-1 / IEC 61984

Clamping range, max.	mm ²	0.13...3.31
Solid H05(07) V-U	mm ²	0.2...2.5
Stranded H07 V-R	mm ²	
Flexible H05(07) V-K	mm ²	0.2...2.5
Flexible with ferrule	mm ²	0.2...1.5
Ferrule with plastic collar	mm ²	0.2...1.5
Stripping length	mm	10
Screwdriver blade	mm	0.6 x 3.5
according to norm		DIN 5264-A
Tightening torque range	Nm	

Rated current

at ambient temperature		20°C	40°C
	A	17	14.5

Overvoltage category

	III	III	II
--	-----	-----	----

Pollution severity

	3	2	2
--	---	---	---

Rated voltage	V	250	320	400
Rated impulse voltage	kV	4	4	4

UL 1059 rated data

		B	C	D
Nominal voltage	V	300	300	
Rated current	A	15	10	
AWG conductor		26-12		

CSA C22.2 rated data

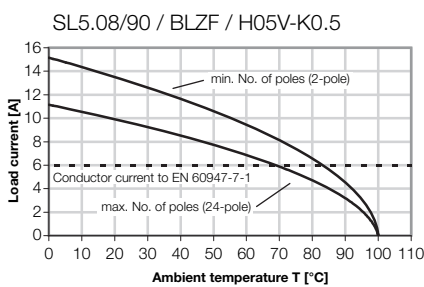
		B	C	D
Rated voltage	V	300	300	
Rated current	A	15	10	
AWG conductor		26-12		

Material data

Type of insulating material	PBT
Flammability class acc. UL94	V-0
Contact base material	Cu alloy
Material of contact surface	tinned

Information

- Additional colours on request
- Gold-plated contact surfaces on request
- Rated current related to rated cross-section and min. No. of poles.
- Wire end ferrule without plastic collar to DIN 46228 pt 1
- Wire end ferrule with plastic collar to DIN 46228 pt 4
- P on drg. = pitch
- Rated data refer only to the component itself. Clearance and creepage distances to other components are to be designed in accordance with the relevant application standards.



Ordering data

Solder pin length

Colour of plastic	orange	black
-------------------	---------------	-------

Pitch 5.08 mm

Poles	L1 mm	(inch)	Qty.	Order No.	Order No.
2	5.08	(0.200)	100	1707460000	1707690000
3	10.16	(0.400)	100	1707470000	1707700000
4	15.24	(0.600)	100	1707480000	1707710000
5	20.32	(0.800)	50	1707490000	1707720000
6	25.40	(1.000)	50	1707500000	1707730000
7	30.48	(1.200)	50	1707510000	1707740000
8	35.56	(1.400)	50	1707520000	1707750000
9	40.64	(1.600)	50	1707530000	1707760000
10	45.72	(1.800)	50	1707540000	1707770000
11	50.80	(2.000)	50	1707550000	1707780000
12	55.88	(2.200)	50	1707560000	1707790000
13	60.96	(2.400)	50	1707570000	1707800000
14	66.04	(2.600)	50	1707580000	1707810000
15	71.12	(2.800)	50	1707590000	1707820000
16	76.20	(3.000)	50	1707600000	1707830000
17	81.28	(3.200)	20	1707610000	1707840000
18	86.36	(3.400)	20	1707620000	1707850000
19	91.44	(3.600)	20	1707630000	1707860000
20	96.52	(3.800)	20	1707640000	1707870000
21	101.60	(4.000)	20	1707650000	1707880000
22	106.68	(4.200)	20	1707660000	1707890000
23	111.76	(4.400)	20	1707670000	1707900000
24	116.84	(4.600)	20	1707680000	1707910000