

PCB terminal block - MKDSV 5/ 2-7,62 - 1907131

Please be informed that the data shown in this PDF Document is generated from our Online Catalog. Please find the complete data in the user's documentation. Our General Terms of Use for Downloads are valid (<http://phoenixcontact.com/download>)




PCB terminal block, Nominal current: 32 A, Nom. voltage: 630 V, Pitch: 7.62 mm, Number of positions: 2, Connection method: Screw connection, Mounting: Soldering, Color: green, In order to avoid tolerances between the terminal blocks and the printed circuit board, they should be interrupted when the number of positions exceeds 30.

Why buy this product

- Versions with anti-rotation pins (MKDSV, recommended for 2-pos. connections)
- PCB terminal blocks with screw connection, up to 6 mm² conductor cross section



Key commercial data

Packing unit	50 pc
Minimum order quantity	50 pc
GTIN	 4 017918 479084
Weight per Piece (excluding packing)	6.01 g
Custom tariff number	85369010
Country of origin	Poland
Note	Made to Order (non-returnable)

Technical data

Dimensions

Pitch	7.62 mm
Dimension a	7.62 mm
Pin dimensions	0,9 x 0,9 mm
Hole diameter	1.3 mm

General

Range of articles	MKDSV 5
Insulating material group	II
Rated surge voltage (III/3)	6 kV
Rated surge voltage (III/2)	6 kV
Rated surge voltage (II/2)	6 kV
Rated voltage (III/3)	500 V

PCB terminal block - MKDSV 5/ 2-7,62 - 1907131

Technical data

General

Rated voltage (III/2)	630 V
Rated voltage (II/2)	1000 V
Connection in acc. with standard	EN-VDE
Nominal current I _N	32 A
Nominal cross section	4 mm ²
Maximum load current	30 A
Insulating material	PA
Solder pin surface	Sn
Inflammability class according to UL 94	V0
Internal cylindrical gage	A3
Stripping length	8 mm
Number of positions	2
Screw thread	M3
Tightening torque, min	0.5 Nm

Connection data

Conductor cross section solid min.	0.2 mm ²
Conductor cross section solid max.	6 mm ²
Conductor cross section stranded min.	0.2 mm ²
Conductor cross section stranded max.	4 mm ²
Conductor cross section stranded, with ferrule without plastic sleeve min.	0.25 mm ²
Conductor cross section stranded, with ferrule without plastic sleeve max.	4 mm ²
Conductor cross section stranded, with ferrule with plastic sleeve min.	0.25 mm ²
Conductor cross section stranded, with ferrule with plastic sleeve max.	4 mm ²
Conductor cross section AWG/kcmil min.	24
Conductor cross section AWG/kcmil max	10
2 conductors with same cross section, solid min.	0.2 mm ²
2 conductors with same cross section, solid max.	1.5 mm ²
2 conductors with same cross section, stranded min.	0.2 mm ²
2 conductors with same cross section, stranded max.	1.5 mm ²
2 conductors with same cross section, stranded, ferrules without plastic sleeve, min.	0.25 mm ²
2 conductors with same cross section, stranded, ferrules without plastic sleeve, max.	0.75 mm ²
2 conductors with same cross section, stranded, TWIN ferrules with plastic sleeve, min.	0.5 mm ²
2 conductors with same cross section, stranded, TWIN ferrules with plastic sleeve, max.	2.5 mm ²

PCB terminal block - MKDSV 5/ 2-7,62 - 1907131

Classifications

eCl@ss

eCl@ss 4.0	27141109
eCl@ss 4.1	27141109
eCl@ss 5.0	27141190
eCl@ss 5.1	27141190
eCl@ss 6.0	27261101
eCl@ss 7.0	27440401
eCl@ss 8.0	27440401

ETIM

ETIM 3.0	EC001121
ETIM 4.0	EC002643
ETIM 5.0	EC002643

UNSPSC

UNSPSC 6.01	30211801
UNSPSC 7.0901	39121432
UNSPSC 11	39121432
UNSPSC 12.01	39121432
UNSPSC 13.2	39121432

Approvals

Approvals


Approvals

UL Recognized / cUL Recognized / EAC / cULus Recognized

Ex Approvals

Approvals submitted

Approval details

UL Recognized 		
	B	D
mm ² /AWG/kcmil	30-10	30-10
Nominal current I _N	30 A	10 A

PCB terminal block - MKDSV 5/ 2-7,62 - 1907131

Approvals

	B	D
Nominal voltage UN	300 V	300 V

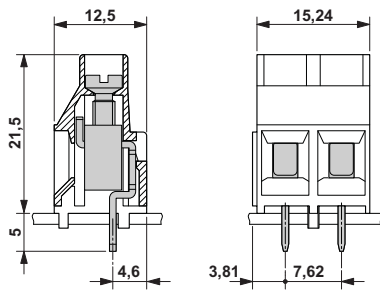
cUL Recognized		
	B	D
mm ² /AWG/kcmil	30-10	30-10
Nominal current I _N	30 A	10 A
Nominal voltage UN	300 V	300 V

EAC

cULus Recognized

Drawings

Dimensioned drawing



Drilling diagram

