

PCB terminal block - SPT-THR 1,5/ 3-H-5,08 P26 - 1823094

Please be informed that the data shown in this PDF Document is generated from our Online Catalog. Please find the complete data in the user's documentation. Our General Terms of Use for Downloads are valid (<http://phoenixcontact.com/download>)


PCB terminal block, Nominal current: 13.5 A, Nom. voltage: 320 V, Pitch: 5.08 mm, Number of positions: 3, Connection method: Spring-cage connection, Mounting: SMD/THT/THR, Conductor/PCB connection direction: 0 °, Color: black



The illustration shows the 10-position version



Key commercial data

Packing unit	170 pc
GTIN	 4 046356 811736
Weight per Piece (excluding packing)	3.03 g
Custom tariff number	85369010
Country of origin	Germany
Note	Made to Order (non-returnable)

Technical data

Dimensions

Length	13.6 mm
Height	7.7 mm
Width	14.16 mm
Pitch	5.08 mm
Dimension a	10.16 mm
Pin dimensions	0,7 x 0,3 mm
Pin spacing	7 mm
Hole diameter	1.1 mm

General

Range of articles	SPT 1,5/..-H-THR
Insulating material group	IIIa
Rated surge voltage (III/3)	4 kV
Rated surge voltage (III/2)	4 kV
Rated surge voltage (II/2)	4 kV

PCB terminal block - SPT-THR 1,5/ 3-H-5,08 P26 - 1823094

Technical data

General

Rated voltage (III/3)	250 V
Rated voltage (III/2)	320 V
Rated voltage (II/2)	500 V
Connection in acc. with standard	EN-VDE
Nominal current I_N	13.5 A
Nominal cross section	1.5 mm ²
Insulating material	LCP
Solder pin surface	Sn
Inflammability class according to UL 94	V0
Stripping length	8 mm
Number of positions	3

Connection data

Conductor cross section solid min.	0.2 mm ²
Conductor cross section solid max.	1.5 mm ²
Conductor cross section stranded min.	0.2 mm ²
Conductor cross section stranded max.	1.5 mm ²
Conductor cross section stranded, with ferrule without plastic sleeve min.	0.2 mm ²
Conductor cross section stranded, with ferrule without plastic sleeve max.	1.5 mm ²
Conductor cross section stranded, with ferrule with plastic sleeve min.	0.2 mm ²
Conductor cross section stranded, with ferrule with plastic sleeve max.	0.75 mm ²
Conductor cross section AWG/kcmil min.	24
Conductor cross section AWG/kcmil max	16

Classifications

eCl@ss

eCl@ss 4.0	27141111
eCl@ss 4.1	27141109
eCl@ss 5.0	27141190
eCl@ss 5.1	27141190
eCl@ss 6.0	27261101
eCl@ss 7.0	27440401
eCl@ss 8.0	27440401

ETIM

ETIM 3.0	EC001121
ETIM 4.0	EC002643
ETIM 5.0	EC002643

PCB terminal block - SPT-THR 1,5/ 3-H-5,08 P26 - 1823094

Classifications

UNSPSC

UNSPSC 6.01	30211801
UNSPSC 7.0901	39121432
UNSPSC 11	39121432
UNSPSC 12.01	39121432
UNSPSC 13.2	39121432

Approvals

Approvals


Approvals


UL Recognized / cUL Recognized / EAC / cULus Recognized

Ex Approvals

Approvals submitted

Approval details


UL Recognized 		
	B	D
mm ² /AWG/kcmil	24-16	24-16
Nominal current IN	10 A	10 A
Nominal voltage UN	300 V	300 V

cUL Recognized 		
	B	D
mm ² /AWG/kcmil	24-16	24-16
Nominal current IN	10 A	10 A
Nominal voltage UN	300 V	300 V

EAC

PCB terminal block - SPT-THR 1,5/ 3-H-5,08 P26 - 1823094

Approvals

cULus Recognized 

Accessories

Accessories

Connector

Ferrule - A 0,5 - 8 - 3202481



Ferrule, Length: 8 mm, Color: silver

Ferrule - A 0,75- 8 - 3202504



Ferrule, Length: 8 mm, Color: silver

Ferrule - A 1 - 8 - 3202517



Ferrule, Length: 8 mm, Color: silver

Ferrule - AI 0,25- 8 YE - 3203037



Ferrule, Sleeve length: 8 mm, Length: 12.5 mm, Color: yellow

PCB terminal block - SPT-THR 1,5/ 3-H-5,08 P26 - 1823094

Accessories

Ferrule - AI 0,5 - 8 WH - 3200014



Ferrule, Sleeve length: 8 mm, Length: 14 mm, Color: white

Ferrule - AI 0,5 - 8 WH -1000 - 3200881



Ferrule, Sleeve length: 8 mm, Length: 14 mm, Color: white

Ferrule - AI 0,75- 8 GY - 3200519



Ferrule, Sleeve length: 8 mm, Length: 14 mm, Color: gray

Ferrule - AI 0,75- 8 GY -1000 - 3200894



Ferrule, Sleeve length: 8 mm, Length: 14 mm, Color: gray

Crimping tool

Crimping pliers - CRIMPFOX 6 - 1212034



Crimping pliers, for ferrules without insulating collar according to DIN 46228 Part 1 and ferrules with insulating collar according to DIN 46228 Part 4, 0.25 mm² ... 6.0 mm², lateral entry, trapezoidal crimp

Screwdriver tools

PCB terminal block - SPT-THR 1,5/ 3-H-5,08 P26 - 1823094

Accessories

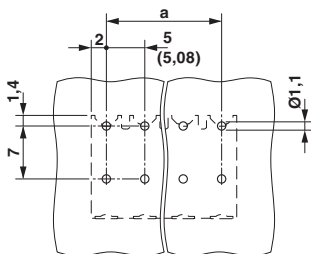
Screwdriver - SZS 0,4X2,5 VDE - 1205037



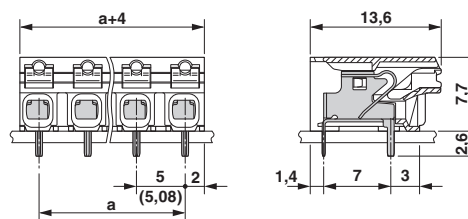
Screwdriver, slot-headed, VDE insulated, size: 0.4 x 2.5 x 80 mm, 2-component grip, with non-slip grip

Drawings

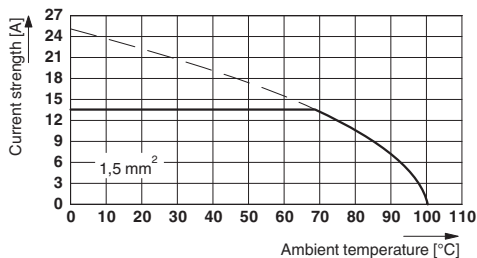
Drilling diagram



Dimensioned drawing



Diagram



Type: SPT-THR 1,5/ 5-H-5,0(5,08) P26
Tested according to DIN EN 60512-5-2:2003-01
Reduction factor = 1
Number of positions: 5