


► General data



Printed circuit terminal block, nominal current: 16 A, rated voltage: 250 V, pitch: 5.08 mm, no. of positions: 3, mounting: Soldering, type of connection: Screw connection, connection direction from the conductor to the PCB: 0°

Order number	1985959
Type	MKDSN 2,5/ 3-5,08 HT BK

Barcode number	4017918929350
Unit pack	50 Pcs.
Customs tariff	85369010000

► Technical data

Dimensions / positions

Length	9.5 mm
Height	15 mm
Pitch	5 mm
Dimension a	10.16 mm
Number of positions	3
Pin dimensions	0,8 x 0,9 mm
Pin spacing	5.08 mm
Hole diameter	1.3 mm
Screw thread	M 3
Tightening torque	0.5 Nm

Technical data

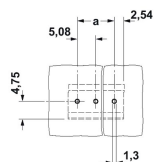
Insulating material group	I
Rated surge voltage (III/3)	4 kV
Rated surge voltage (III/2)	4 kV
Rated surge voltage (II/2)	4 kV
Rated voltage (III/2)	320 V
Rated voltage (II/2)	630 V
Connection in acc. with standard	EN-VDE
Nominal current I_N	16 A
Nominal voltage U_N	250 V
Nominal cross section	2.5 mm ²
Maximum load current	16 A (with 2.5 mm ² conductor cross section)
Insulating material	PA
Inflammability class acc. to UL 94	V0
Internal cylindrical gage	A 3
Stripping length	6.5 mm

Connection data

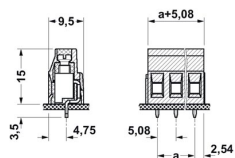
Min. conductor cross section, rigid	0.2 mm ²
Conductor cross section, rigid max.	2.5 mm ²
Conductor cross section flexible min.	0.2 mm ²
Max. conductor cross section, flexible	2.5 mm ²
Min. conductor cross section, flexible, with ferrule with plastic sleeve	0.25 mm ²
Conductor cross section flexible, with ferrule without plastic sleeve max.	2.5 mm ²
Conductor cross section flexible, with ferrule with plastic sleeve min.	0.25 mm ²
Max. conductor cross section, flexible, with ferrule with plastic sleeve	2.5 mm ²
Min. conductor cross section AWG/kcmil	24
Conductor cross section AWG/kcmil max	14
2 conductors with same cross section, solid min.	0.2 mm ²
2 conductors with same cross section, solid max.	0.75 mm ²
2 conductors of the same cross section, flexible, min.	0.2 mm ²
2 conductors with same cross section, flexible max.	0.75 mm ²
2 conductors of the same cross section, flexible, ferrules without plastic sleeve, min.	0.25 mm ²
2 conductors with identical cross section, flexible, ferrules with plastic sleeve, max.	0.75 mm ²
2 conductors of the same cross section, flexible, TWIN ferrules with plastic sleeve, min.	0.5 mm ²
2 conductors with identical cross section, flexible TWIN ferrules with plastic sleeve, max.	1.5 mm ²

▸ Drawings

Drilling diagram



Dimensioned drawing



► Documentation

Data Sheet

5152717_00.pdf

► Accessories

Item	Designation	Description
General		
1733169	EBP 2- 5	Insertion bridge, fully insulated, for plug connectors with 5.0 or 5.08 mm pitch, no. of positions: 2
<hr/>		
Marking		
0804293	SK 5,08/3,8:FORTL.ZAHLEN	Marker card, printed horizontally, self-adhesive, 12 identical decades marked 1-10, 11-20 etc. up to 91-(99)100, sufficient for 120 terminal blocks
<hr/>		
Tools		
1205053	SZS 0,6X3,5	Screwdriver, bladed, matches all screw terminal blocks up to 4.0 mm ² connection cross section, blade: 0.6 x 3.5 mm, without VDE approval
<hr/>		

► Address

Phoenix Contact GmbH & Co. KG
Flachsmarktstr. 8
32825 Blomberg
Germany
Tel + 49 - (0) 52 35 - 3-00
Fax + 49 - (0) 52 35 - 3-4 12 00
www.phoenixcontact.com

© Phoenix Contact
Technical modifications reserved