

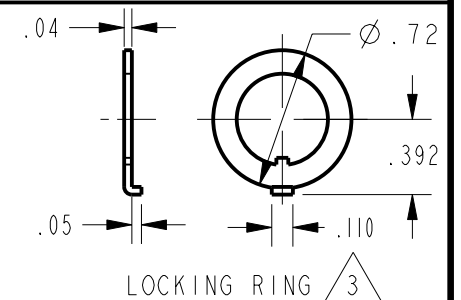
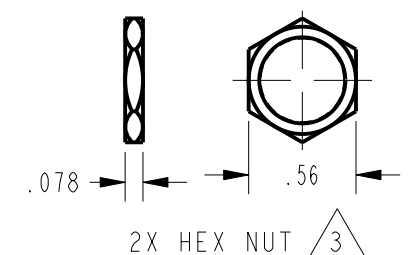
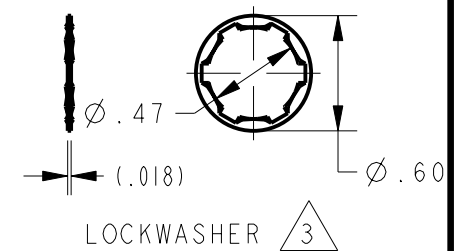
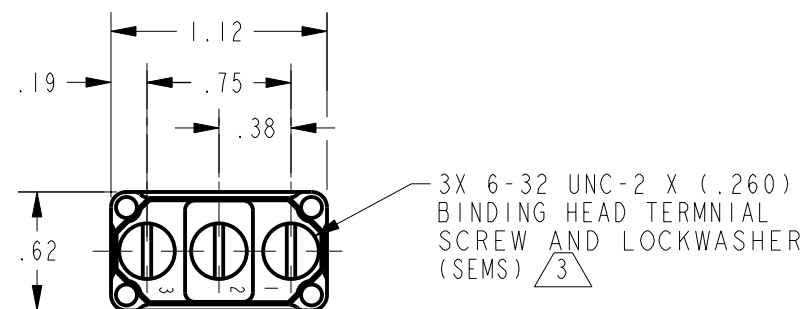
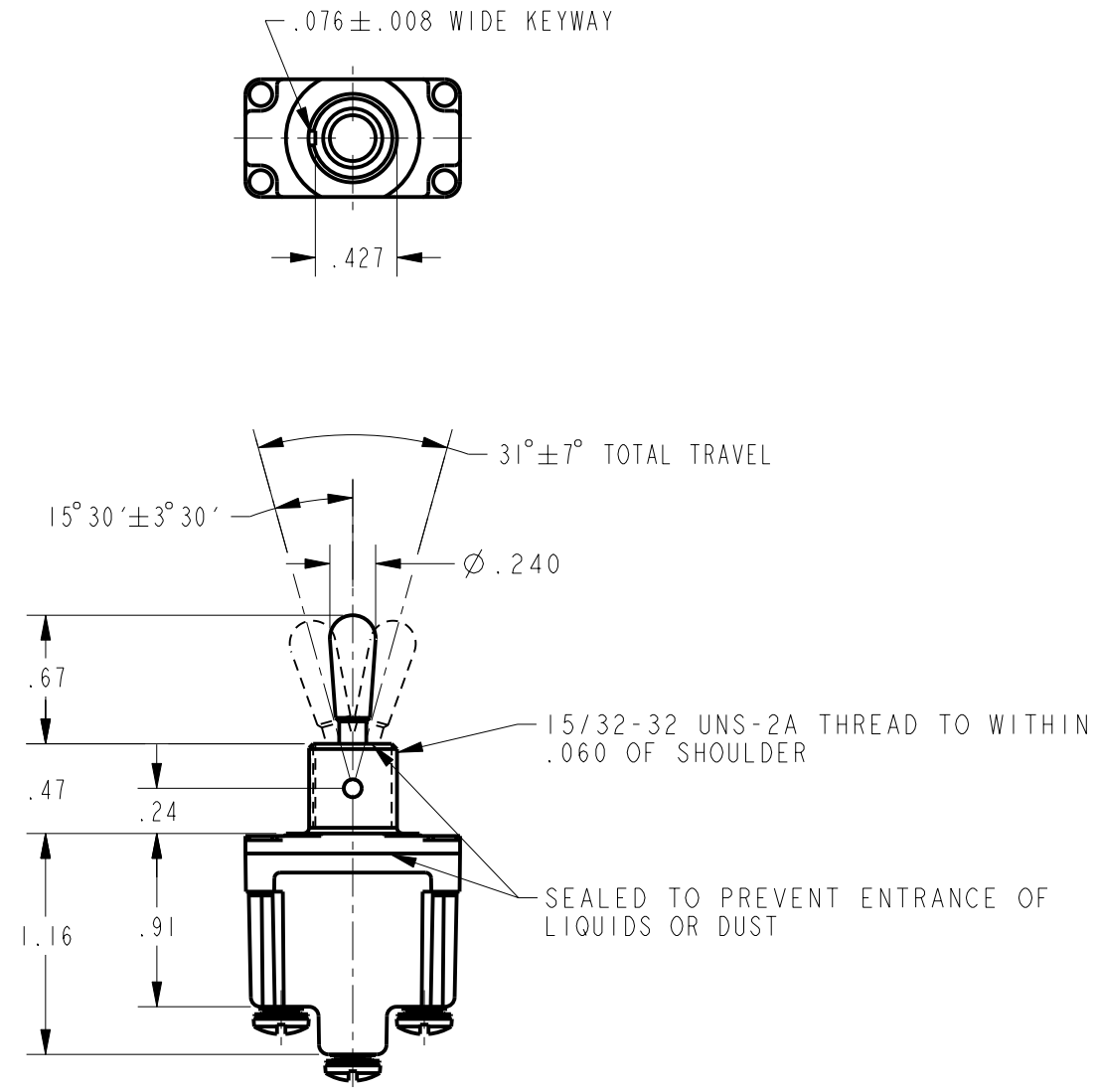


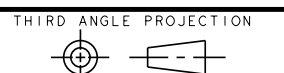
THIS DRAWING COVERS A PROPRIETARY ITEM AND IS THE PROPERTY OF MICRO SWITCH, A DIVISION OF HONEYWELL. THIS DRAWING IS NOT TO BE COPIED OR USED WITHOUT THE APPROVAL OF MICRO SWITCH

CATALOG LISTING	CIRCUIT MADE WITH TOGGLE LEVER IN			ELECTRICAL DATA
	KEYWAY SIDE (1-2)	CENTER (1-2)	OPPOSITE KEYWAY (2-3)	
INT887-1	ON	OFF	ON	L191 15A 125, <u>250</u> , 277 VAC 1/2HP 125 VAC 1HP 250, 277 VAC 5A 125 VAC "L" <div>  </div>
INT887-2	OFF	NONE	ON	
INT887-3	ON	NONE	ON	
INT887-21	NONE	OFF	ON	
INT887-31	NONE	ON	ON	L192 10A 125, <u>250</u> , 277 VAC 1/4HP 125 VAC 1/2HP <u>250</u> , 277 VAC 3A 125 VAC "L" <div>  </div>
INT887-4	MOM OFF	NONE	ON	
INT887-5	MOM ON	OFF	ON	
INT887-6	MOM ON	NONE	OFF	
INT887-7	MOM ON	OFF	MOM ON	
INT887-8	MOM ON	NONE	ON	
INT887-51	NONE	ON	MOM ON	
INT887-61	MOM ON	OFF	NONE	



## NOTES

- 1 - SWITCH WILL WITHSTAND TEMPERATURE OF 160°F CONTINUOUSLY AT FULL RATED LOAD
- 2 - MICRO SWITCH CAT. LIST. MARKED ON SIDE OF SWITCH
- 3 - FURNISHED UNASSEMBLED
- 4 - APPLIES ONLY TO "ON" AND "MOMENTARY ON" POSITIONS
- 5 - GOLD PLATED CONTACTS



SCALE	FULL
-------	------

DO NOT SCALE PRINT

UNLESS OTHERWISE SPECIFIED  
TOLERANCES ARE

ONE PLACE	(.0)	$\pm .030$
TWO PLACE	(.00)	$\pm .015$
THREE PLACE	(.000)	$\pm .005$
ANGLES		$\pm$

WEIGHT .07 LB APPROX

ANSI Y14.5M-1982 APPLIES