

PCB terminal block - FFKDSA/H2-7,62 - 1790458

Please be informed that the data shown in this PDF Document is generated from our Online Catalog. Please find the complete data in the user's documentation. Our General Terms of Use for Downloads are valid (<http://phoenixcontact.com/download>)




PCB terminal block, Nominal current: 17.5 A, Nom. voltage: 630 V, Pitch: 7.62 mm, Number of positions: 1, Connection method: Spring-cage connection, Mounting: Soldering, Conductor/PCB connection direction: 0 °, Color: green, The article can be aligned to create different nos. of positions!

Why buy this product

- ✓ Two solder pins for a high level of stability on the PCB
- ✓ The compact opening lever enables installation in a housing cutout
- ✓ Push-in direct plug-in technology for solid or stranded conductors with ferrules
- ✓ When connecting stranded conductors without ferrules, the terminal point is opened using an orange opening lever



Key commercial data

Packing unit	250 pc
GTIN	 4 017918 044336
Weight per Piece (excluding packing)	1.09 g
Custom tariff number	85369010
Country of origin	Germany

Technical data

Dimensions

Length	15.8 mm
Pitch	7.62 mm
Pin dimensions	0,5 x 1 mm
Hole diameter	1.3 mm

General

Range of articles	FFKDS(A)/H2
Insulating material group	I
Rated surge voltage (III/3)	6 kV
Rated surge voltage (III/2)	6 kV
Rated surge voltage (II/2)	6 kV
Rated voltage (III/3)	400 V

PCB terminal block - FFKDSA/H2-7,62 - 1790458

Technical data

General

Rated voltage (III/2)	630 V
Rated voltage (II/2)	1000 V
Connection in acc. with standard	EN-VDE
Nominal current I _N	17.5 A
Nominal cross section	1.5 mm ²
Maximum load current	17.5 A (with 1.5 mm ² conductor cross section)
Insulating material	PA
Solder pin surface	Sn
Inflammability class according to UL 94	V0
Stripping length	10 mm
Number of positions	1

Connection data

Conductor cross section solid min.	0.2 mm ²
Conductor cross section solid max.	1.5 mm ²
Conductor cross section stranded min.	0.2 mm ²
Conductor cross section stranded max.	1.5 mm ²
Conductor cross section stranded, with ferrule without plastic sleeve min.	0.25 mm ²
Conductor cross section stranded, with ferrule without plastic sleeve max.	0.75 mm ²
Conductor cross section stranded, with ferrule with plastic sleeve min.	0.25 mm ²
Conductor cross section stranded, with ferrule with plastic sleeve max.	0.75 mm ²
Conductor cross section AWG/kcmil min.	24
Conductor cross section AWG/kcmil max	16

Classifications

eCl@ss

eCl@ss 4.0	27141109
eCl@ss 4.1	27141109
eCl@ss 5.0	27141190
eCl@ss 5.1	27141190
eCl@ss 6.0	27261101
eCl@ss 7.0	27440401
eCl@ss 8.0	27440401

ETIM

ETIM 3.0	EC001121
ETIM 4.0	EC002643
ETIM 5.0	EC002643

PCB terminal block - FFKDSA/H2-7,62 - 1790458

Classifications

UNSPSC

UNSPSC 6.01	30211801
UNSPSC 7.0901	39121432
UNSPSC 11	39121432
UNSPSC 12.01	39121432
UNSPSC 13.2	39121432

Approvals

Approvals


Approvals


CSA / UL Recognized / KEMA-KEUR / cUL Recognized / CCA / CCA / IECCEB Scheme / EAC / cULus Recognized

Ex Approvals

Approvals submitted


Approval details


CSA 			
		B	D
mm ² /AWG/kcmil	16	16	
Nominal current I _N	10 A	10 A	
Nominal voltage U _N	300 V	300 V	

UL Recognized 		
	B	D
mm ² /AWG/kcmil	22-16	22-16
Nominal current I _N	10 A	10 A
Nominal voltage U _N	300 V	300 V

PCB terminal block - FFKDSA/H2-7,62 - 1790458


Approvals

KEMA-KEUR 	
mm ² /AWG/kcmil	1.5
Nominal voltage UN	400 V


cUL Recognized 		
	B	D
mm ² /AWG/kcmil	22-16	22-16
Nominal current IN	10 A	10 A
Nominal voltage UN	300 V	300 V

CCA	
mm ² /AWG/kcmil	1.5
Nominal voltage UN	400 V

CCA	
mm ² /AWG/kcmil	1.5
Nominal voltage UN	400 V

IECEE CB Scheme 	
mm ² /AWG/kcmil	1.5
Nominal voltage UN	400 V

EAC

cULus Recognized 
--

Accessories

Accessories

Labeled terminal marker

PCB terminal block - FFKDSA/H2-7,62 - 1790458

Accessories

Marker card - SK 7,62/5:FORTL.ZAHLEN - 0804552



Marker card, Card, white, labeled, Horizontal: Consecutive numbers 1 - 10, 11 - 20, etc. up to 91 - 100, Mounting type: Adhesive, for terminal block width: 7.62 mm, Lettering field: 7.62 x 5 mm

Necessary add-on products

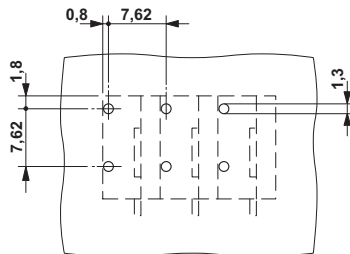
PCB terminal block - FFKDSA1/H2-7,62 - 1790500



PCB terminal block, Nominal current: 15 A, Nom. voltage: 320 V, Pitch: 7.62 mm, Number of positions: 1, Connection method: Spring-cage connection, Mounting: Soldering, Conductor/PCB connection direction: 0 °, Color: green, The article can be aligned to create different nos. of positions!

Drawings

Drilling diagram



Dimensioned drawing

