

**Small Signal Product**

**5% Tolerance SMD Zener Diode**

**FEATURES**

- Wide zener voltage range selection: 2.4V to 36V
- Surface device type mounting
- Moisture sensitivity level 1
- Matte Tin(Sn) lead finish with Nickel(Ni) underplate
- Pb free and RoHS compliant
- Halogen free



0805



**MECHANICAL DATA**

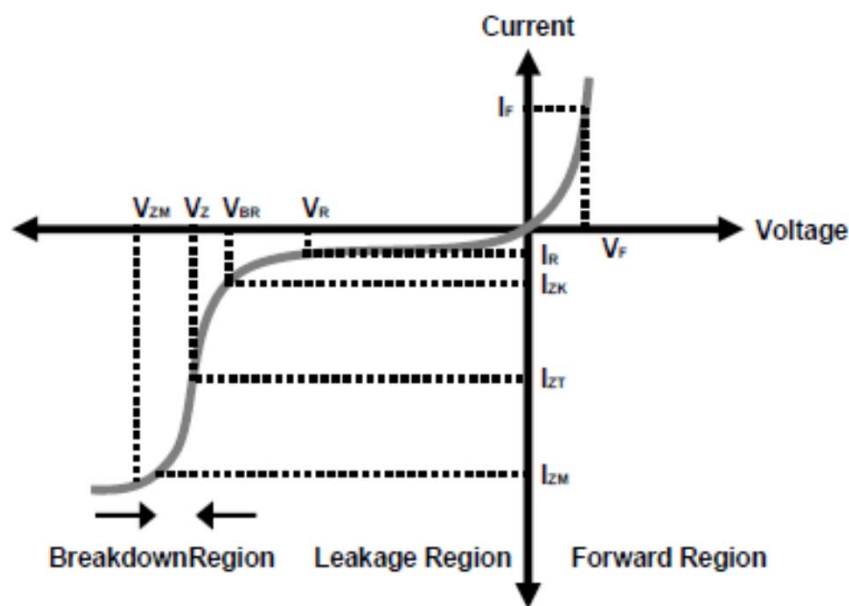
- Case: 0805
- High temperature soldering guaranteed: 260°C/10s
- Polarity: Indicated by cathode band
- Weight : 0.006 grams (approximately)



MAXIMUM RATINGS AND ELECTRICAL CHARACTERISTICS (T <sub>A</sub> =25°C unless otherwise noted)			
PARAMETER	SYMBOL	VALUE	UNIT
Power Dissipation	P <sub>D</sub>	500	mW
Forward Voltage I <sub>F</sub> = 10 mA	V <sub>F</sub>	1.5	V
Thermal Resistance (Junction to Ambient) (Note 1)	R <sub>θJA</sub>	300	°C/W
Junction and Storage Temperature Range	T <sub>J</sub> , T <sub>STG</sub>	- 55 to +150	°C

Note 1: Valid provided that electrodes are kept at ambient temperature

**Zener I vs. V Characteristics**



- V<sub>BR</sub> : Voltage at I<sub>ZK</sub>
- I<sub>ZK</sub> : Test current for voltage V<sub>BR</sub>
- Z<sub>ZK</sub> : Dynamic impedance at I<sub>ZK</sub>
- I<sub>ZT</sub> : Test current for voltage V<sub>Z</sub>
- V<sub>Z</sub> : Voltage at current I<sub>ZT</sub>
- Z<sub>ZT</sub> : Dynamic impedance at I<sub>ZT</sub>
- I<sub>ZM</sub> : Maximum steady state current
- V<sub>ZM</sub> : Voltage at I<sub>ZM</sub>

**Small Signal Product**

 ELECTRICAL CHARACTERISTICS (  $T_A=25^{\circ}\text{C}$  unless otherwise noted )

Part Number	Device Marking	$V_Z$ @ $I_{ZT}$ (Volt)			$I_{ZT}$ (mA)	$Z_{ZT}$ @ $I_{ZT}$ ( $\Omega$ ) Max	$I_{ZK}$ (mA)	$Z_{ZK}$ @ $I_{ZK}$ ( $\Omega$ ) Max	$I_R$ @ $V_R$ ( $\mu\text{A}$ ) Max	$V_R$ (V)
		Nom	Min	Max						
BZY55C2V4	2V4	2.4	2.28	2.52	5	85	1	600	50	1.0
BZY55C2V7	2V7	2.7	2.57	2.84	5	85	1	600	10	1.0
BZY55C3V0	3	3.0	2.85	3.15	5	85	1	600	4	1.0
BZY55C3V3	3V3	3.3	3.14	3.47	5	85	1	600	2	1.0
BZY55C3V6	3V6	3.6	3.42	3.78	5	85	1	600	2	1.0
BZY55C3V9	3V9	3.9	3.71	4.10	5	85	1	600	2	1.0
BZY55C4V3	4V3	4.3	4.09	4.52	5	80	1	600	1	1.0
BZY55C4V7	4V7	4.7	4.47	4.94	5	70	1	600	0.5	1.0
BZY55C5V1	5V1	5.1	4.85	5.36	5	50	1	550	0.1	1.0
BZY55C5V6	5V6	5.6	5.32	5.88	5	30	1	450	0.1	1.0
BZY55C6V2	6V2	6.2	5.89	6.51	5	10	1	200	0.1	2.0
BZY55C6V8	6V8	6.8	6.46	7.14	5	8	1	150	0.1	3.0
BZY55C7V5	7V5	7.5	7.13	7.88	5	7	1	50	0.1	5.0
BZY55C8V2	8V2	8.2	7.79	8.61	5	7	1	50	0.1	6.2
BZY55C9V1	9V1	9.1	8.65	9.56	5	10	1	50	0.1	6.8
BZY55C10	10	10	9.50	10.50	5	15	1	70	0.1	7.5
BZY55C11	11	11	10.45	11.55	5	20	1	70	0.1	8.2
BZY55C12	12	12	11.40	12.60	5	20	1	90	0.1	9.1
BZY55C13	13	13	12.35	13.65	5	26	1	110	0.1	10
BZY55C15	15	15	14.25	15.75	5	30	1	110	0.1	11
BZY55C16	16	16	15.20	16.80	5	40	1	170	0.1	12
BZY55C18	18	18	17.10	18.90	5	50	1	170	0.1	13
BZY55C20	20	20	19.00	21.00	5	55	1	220	0.1	15
BZY55C22	22	22	20.90	23.10	5	55	1	220	0.1	16
BZY55C24	24	24	22.80	25.20	5	80	1	220	0.1	18
BZY55C27	27	27	25.65	28.35	5	80	1	220	0.1	20
BZY55C30	30	30	28.50	31.50	5	80	1	220	0.1	22
BZY55C33	33	33	31.35	34.65	5	80	1	220	0.1	24
BZY55C36	36	36	34.20	37.80	5	80	1	220	0.1	27

 Notes : 1. The Zener Voltage ( $V_Z$ ) is tested under pulse condition of 10ms.

 2. The device numbers listed have optional standard tolerance on the nominal zener voltage of  $\pm 2\%$ .

3. For detailed information on price, availability and delivery of nominal zener voltages between the voltages shown and tighter voltage tolerances, contact your nearest Taiwan Semiconductor representative.

 4. The Zener impedance is derived from the 60-cycle ac voltage, which results when an ac current having an RMS value equal to 10% of the dc zener current( $I_{ZT}$  or  $I_{ZK}$ ) is superimposed to  $I_{ZT}$  or  $I_{ZK}$ .

Small Signal Product

RATINGS AND CHARACTERISTICS CURVES

(TA=25°C unless otherwise noted)

Fig. 1 Typical Forward Characteristics

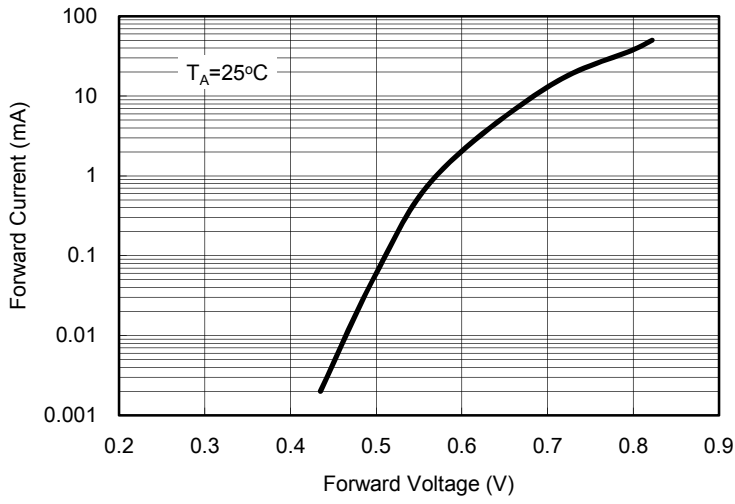


Fig. 2 Zener Breakdown Characteristics

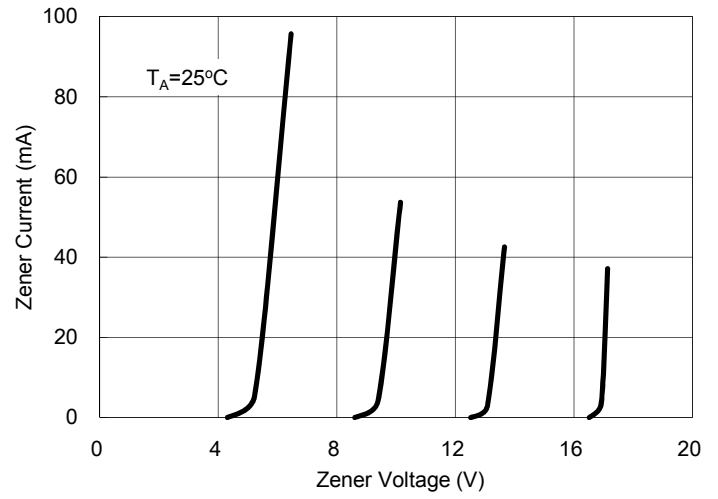


Fig. 3 Zener Breakdown

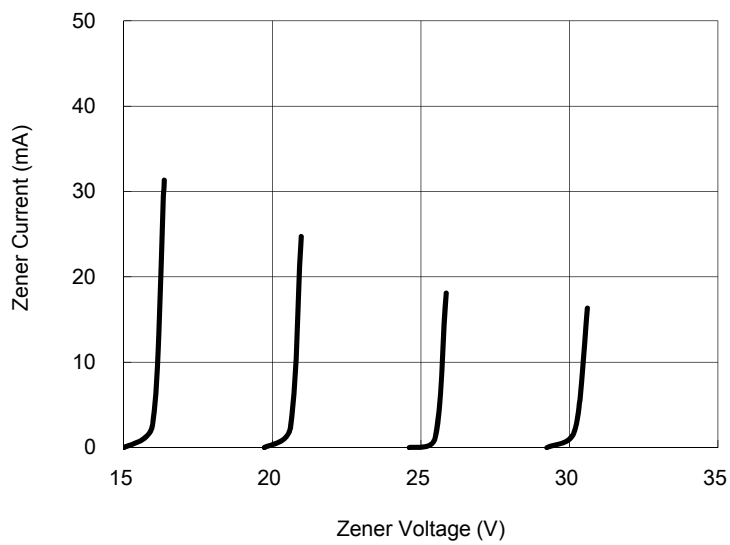


Fig. 4 Admissible Power Dissipation Curve

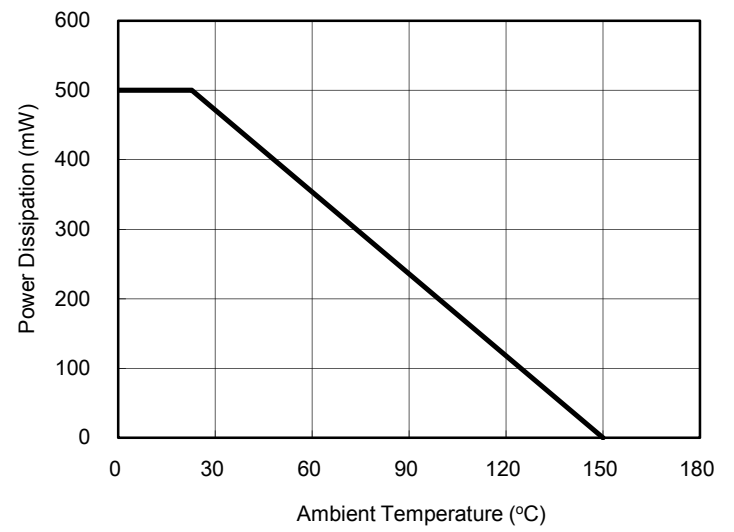
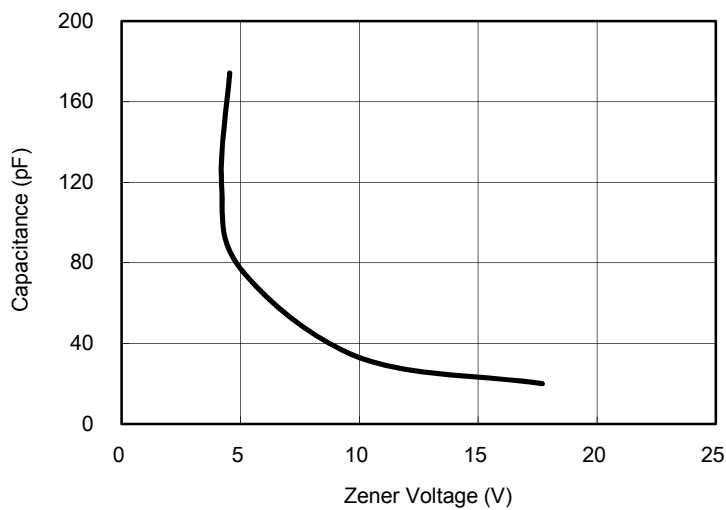


Fig. 5 Typical Capacitance



## Small Signal Product

ORDERING INFORMATION					
PART NO.	MANUFACTURE CODE	PACKING CODE	GREEN COMPOUND CODE	PACKAGE	PACKING
BZY55Cxxx (Note1, 3)	(Note 2)	RY	G	0805	5K / 7" Reel
		RB			10K / 13" Reel

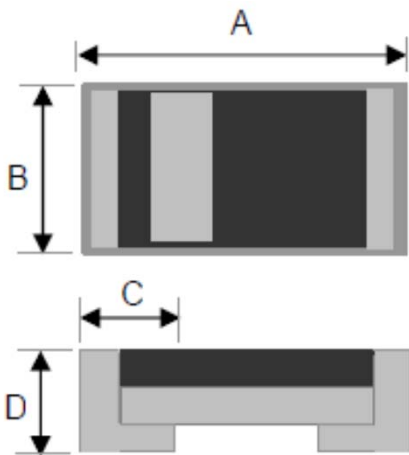
Note 1: "xxx" defines voltage from 2.4V (BZY55C2V4) to 36V (BZY55C36)

Note 2: Manufacture special control, if empty means no special control requirement.

Note 3: Whole series with green compound

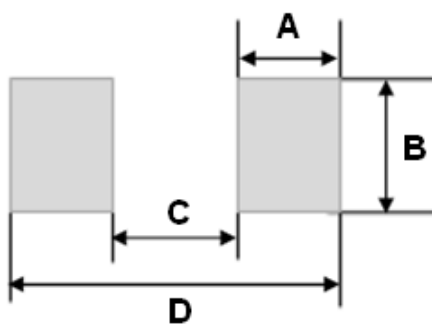
EXAMPLE					
PREFERRED P/N	PART NO.	MANUFACTURE CODE	PACKING CODE	GREEN COMPOUND CODE	DESCRIPTION
BZY55C36 RYG	BZY55C36		RY	G	Green compound
BZY55C36-C0 RYG	BZY55C36	C0	RY	G	Green compound

## PACKAGE OUTLINE DIMENSION



DIM.	Unit (mm)		Unit (inch)	
	Min	Max	Min	Max
A	1.80	2.20	0.071	0.087
B	1.05	1.45	0.041	0.057
C	0.25	0.65	0.010	0.026
D	0.75	0.95	0.030	0.037

## SUGGEST PAD LAYOUT



DIM.	Unit (mm)	Unit (inch)
	Typ.	Typ.
A	1.10	0.043
B	1.40	0.055
C	1.20	0.047
D	3.40	0.134

### Notice

Specifications of the products displayed herein are subject to change without notice. TSC or anyone on its behalf, assumes no responsibility or liability for any errors inaccuracies.

Information contained herein is intended to provide a product description only. No license, express or implied, to any intellectual property rights is granted by this document. Except as provided in TSC's terms and conditions of sale for such products, TSC assumes no liability whatsoever, and disclaims any express or implied warranty, relating to sale and/or use of TSC products including liability or warranties relating to fitness for a particular purpose, merchantability, or infringement of any patent, copyright, or other intellectual property right.

The products shown herein are not designed for use in medical, life-saving, or life-sustaining applications. Customers using or selling these products for use in such applications do so at their own risk and agree to fully indemnify TSC for any damages resulting from such improper use or sale.

# Mouser Electronics

Authorized Distributor

Click to View Pricing, Inventory, Delivery & Lifecycle Information:

## Taiwan Semiconductor:

[BZY55C10](#) [BZY55C11](#) [BZY55C12](#) [BZY55C13](#) [BZY55C15](#) [BZY55C16](#) [BZY55C18](#) [BZY55C20](#) [BZY55C22](#)  
[BZY55C24](#) [BZY55C27](#) [BZY55C2V4](#) [BZY55C2V7](#) [BZY55C30](#) [BZY55C33](#) [BZY55C36](#) [BZY55C3V0](#) [BZY55C3V3](#)  
[BZY55C3V6](#) [BZY55C3V9](#) [BZY55C4V3](#) [BZY55C4V7](#) [BZY55C5V1](#) [BZY55C5V6](#) [BZY55C6V2](#) [BZY55C6V8](#)  
[BZY55C7V5](#) [BZY55C8V2](#) [BZY55C9V1](#) [BZY55C12 RYG](#) [BZY55C27 RYG](#) [BZY55C24 RYG](#) [BZY55C2V7 RYG](#)  
[BZY55C7V5 RYG](#) [BZY55C8V2 RYG](#) [BZY55C2V4 RYG](#) [BZY55C3V6 RYG](#) [BZY55C3V3 RYG](#) [BZY55C30 RYG](#)  
[BZY55C36 RYG](#) [BZY55C4V3 RYG](#) [BZY55C22 RYG](#) [BZY55C10 RYG](#) [BZY55C4V7 RYG](#) [BZY55C13 RYG](#)  
[BZY55C3V9 RYG](#) [BZY55C6V2 RYG](#) [BZY55C6V8 RYG](#) [BZY55C18 RYG](#) [BZY55C33 RYG](#) [BZY55C5V6 RYG](#)  
[BZY55C11 RYG](#) [BZY55C15 RYG](#) [BZY55C16 RYG](#) [BZY55C5V1 RYG](#) [BZY55C9V1 RYG](#) [BZY55C3V0 RYG](#)  
[BZY55C20 RYG](#)