

▼ Solutions for Electronic Specialty Markets (ESM)

▼ Product Catalog for Electronic Specialty Markets

- 3M™ Electronic Specialty Markets - New Product Releases
- 3M™ Abrasives
- 3M™ Adhesives, Cleaners & Compounds
- 3M™ Breadboards & Test Clips
- 3M™ Cable & Assemblies
- 3M™ Copper Interconnects
- 3M™ Fiber Optics
- 3M™ Fire Protection
- 3M™ Heat Shrink
- 3M™ Identification Systems
- 3M™ Occupational Health & Safety Products
- 3M™ Protective Bumpers
- 3M™ Reclosable Fasteners
- 3M™ Splicing, Terminating & Ducting
- 3M™ Static Control
- 3M™ Tapes
- 3M™ Terminals, Kits & Tools
- 3M™ Vacuums & Accessories
- 3M™ Warehousing & Packaging Supplies
- 3M™ Wire Connectors

◦ Other Tools

- What's New
- Sales Contacts
- U.S. Distributors

[Product Catalog for Electronic Specialty Markets](#) > [3M™ Terminals, Kits & Tools](#) > [Forks](#) > [Highland™ Block Fork Terminals - Non-Insulated Butted Seam](#) >



[Printer-friendly format](#)

3M™ Highland™ Block Fork Non Insulated BF14-8L, 16-14 AWG, 50 per bag, Obsolete

This block fork accepts a 8 stud size and case quantities of 500.

GTIN(UPC/EAN) : 0 00 54007 70252 8
3M Id : 80-6105-5565-0

Additional Information

This block fork has the same strength as the standard fork, but is designed to use in a terminal block because its sides lie flat against the barrier portion of the terminal block.

Learn More . . .

[Packaging Data](#)

[Highland Block Forks - Non-Insulated - Product Selection Guide \(PDF 8.1 K\)](#)

[Highland Terminals BF18-6 - BF10 - Data Sheet \(PDF 26.9 K\)](#)

[Terminal Stud Size Chart - Product Selection Guide \(PDF 5.2 K\)](#)

Please Note:

Adobe® Acrobat® Reader is required to view PDF documents.



Characteristics

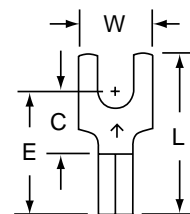
Agency Approvals	UL and CSA
Barrel Style	Butted
CSA File Number	LR22190
Stud Size	8 American Wire Gauge (AWG)
Terminal Style	Block
Terminal Type	Fork
UL File Number	E23438
Wire Gauge Range	14 to 16 American Wire Gauge (AWG)



Highland™ Terminals

BF10-6 thru BF18-10

Block Fork, Non-Insulated, Butted Seam



Data Sheet

Product Number	Wire Range (AWG)	Stud Size	W	C	L	E	Thickness	Barrel Length	Barrel I.D.
BF10-6	12-10	6	0.32	0.29	0.73	0.54	0.040	0.25	0.135
BF10-8	12-10	8	0.32	0.29	0.73	0.54	0.040	0.25	0.135
BF10-10	12-10	10	0.32	0.29	0.73	0.54	0.040	0.25	0.135
BF14-6	16-14	8	0.25	0.25	0.65	0.50	0.030	0.25	0.090
BF14-8	16-14	8	0.30	0.25	0.65	0.50	0.030	0.25	0.090
BF14-10	16-14	10	0.30	0.25	0.65	0.50	0.030	0.25	0.090
BF18-6	22-18	6	0.25	0.25	0.65	0.50	0.030	0.25	0.070
BF18-8	22-18	8	0.30	0.25	0.65	0.50	0.030	0.25	0.070
BF18-10	22-18	10	0.30	0.25	0.65	0.50	0.030	0.25	0.070



UNDERWRITERS
LABORATORIES
STANDARD NO. UL 486A
3M FILE NO. E23438



CANADIAN STANDARDS
ASSOCIATION
STANDARD NO. C22.2
NO. 0. 65
3M FILE NO. LR22190

Installation Information

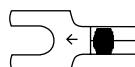
⚠ WARNING


Turn power off before installing or removing terminal. All electrical work should be done according to appropriate electrical codes.

UL Listed and CSA Certified for use on stranded copper (AWG) wire only.

Strip away the end 3/8 inch of wire insulation.

Make the crimp in the proper station of a recommended 3M crimp tool: TH-440, TH-450 (scissor style), or TR-490 (ratchet style) hand tools.



 Barrel Crimp (Electrical)

Specifications

Wire Size:
Barrel Seam:
Max. Current:
Terminal Material:
Plating:

See Table Above
Butted
Same as Wire
ETP Copper
Tin

Engineering Specification

Crimp-type terminals shall, electrically and mechanically, connect to a pre-stripped end of a stranded copper wire and have a flat tongue portion with a central opening for mounting around a screw or stud.

The terminal line shall offer tongue variations in hole (stud) size (6, 8 10, etc.) and configuration (ring, fork, block fork, flanged block fork, locking fork, etc.): and barrel variations in wire (AWG) size (22-18, 16-14, 12-10, etc.) and construction (non-insulated brazed seam, vinyl insulated butted seam, nylon insulated with insulation grip, etc.). The terminal line shall have regulatory agency coverage (UL Listing, CSA Certification). The terminal tongue shall be marked with the wire range and manufacturer's symbol (↑).

The non-insulated, butted seam block fork terminal shall be tin-plated, annealed copper, with the tongue having a specified stud slot (size 6 thru 10) and a butted seam barrel with a beveled I.D. for ease of stranded wire entry, sized for a specified (AWG) wire range (22-18, 16-14, 12-10).

Non-insulated terminals shall be UL Listed and CSA Certified.

3M and Highland are trademarks of 3M Company.

IMPORTANT NOTICE

Before using this product, you must evaluate it and determine if it is suitable for your intended application. You assume all risks and liability associated with such use.

Warranty; Limited Remedy; Limited Liability. This product will be free from defects in material and manufacture as of the date of purchase. **3M MAKES NO OTHER WARRANTIES INCLUDING, BUT NOT LIMITED TO, ANY IMPLIED WARRANTY OF MERCHANTABILITY OR FITNESS FOR A PARTICULAR PURPOSE.** If this product is defective within the warranty period stated above, your exclusive remedy shall be, at 3M's option, to replace or repair the 3M product or refund the purchase price of the 3M product. **Except where prohibited by law, 3M will not be liable for any loss or damage arising from this 3M product, whether direct, indirect, special, incidental or consequential regardless of the legal theory asserted.**



Electrical Products Division

6801 River Place Blvd.
Austin, TX 78726-9000
<http://www.3M.com/elpd>