


## Self-Contained Terminal Blocks Quick-Mount Onto DIN Rail



### Features

- Self-contained: end plates not required.
- Rugged heavy-duty construction.
- All units are molded from UL940-V0 material with excellent flame and shock resistance.
- Current capacity ranges from 5A to 40A.
- Three-circuit configuration ideal for three-phase motor connections.
- No special tools required for mounting.
- UL recognized and CSA certified.

### Specifications

Insulation Voltage	600V
Dielectric Strength	2500V AC, 1 minute
Insulation Resistance	100MΩ minimum
Operating Temperature	-25 to +55° C
Operating Humidity	45 to 85% RH



UL Recognized  
File No. E78117



CSA Certified  
File No. LR64803

### BA Series Parts List

	Part No.	UL/CSA Ratings	Terminal Style	Rated Wire Size	Terminal Screw	Features
<b>Standard</b>	BA111TU2	300V, 15A	Screw Terminals	22-14 AWG (2mm <sup>2</sup> )	M3	BA blocks can be mounted on BNDN series DIN rails, see page K-9. Used with BNL5 or BAL2 end clips, see page K-8.
	BA211TU	300V, 20A		22-12 AWG (3.5mm <sup>2</sup> )	M3.5	
	BA311TU	150V, 30A		18-10 AWG (5.5mm <sup>2</sup> )	M4	
	BA411SU	600V, 40A		16-6 AWG (14mm <sup>2</sup> )	M5	
<b>Fuse</b>	BAF111SU	600V up to 10A	Screw Terminals	18-10 AWG (5.5mm <sup>2</sup> )	M4	No Indicator
	BAF111SNU					Blown-fuse Indicator: Neon (100-300V AC)
	BAF111SDU					Blown-fuse Indicator: LED (24V DC)

### Calculating Rail Length

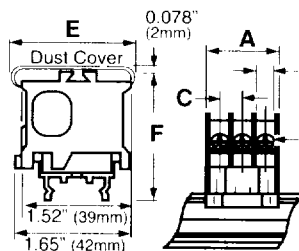
Stack up the total width of all terminal blocks and end clips.

Add 0.003 (0.1mm) per block.

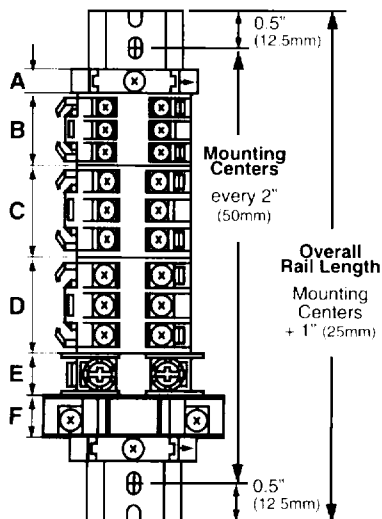
Round up to the nearest 2" (50mm) increment for mounting centers.

Add 1" (25mm) (to allow for 0.5" (12.5mm) end clearance) for overall rail length.

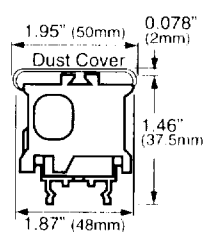
### Dimensions



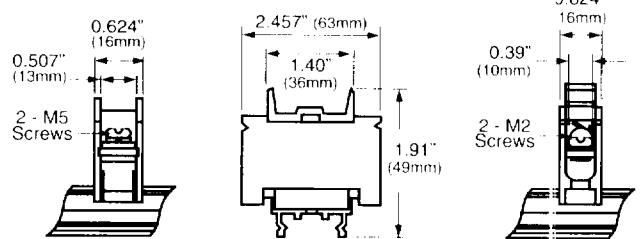
Part No.	Dim "A"	Dim "B"	Dim "C" (centers)	Dim "D" (6 screws)	Dim "E"	Dim "F"
BA111TU2	0.975" (25mm)	0.261" (6.7mm)	0.308" (7.9mm)	M3	1.54" (39mm)	1.25" (32mm)
BA211TU	1.19" (30.5mm)	0.332" (8.5mm)	0.382" (9.8mm)	M3.5		
BA311TU	1.35" (34.5mm)	0.374" (9.6mm)	0.429" (11mm)	M4	1.60" (41mm)	1.32" (33.5mm)



### BA411SU



### BAF111



	Part No.	Dimension
A	BNL5, BAL2	0.38" (9.8mm)
B	BA111TU2	0.975" (25mm)
C	BA211TU	1.19" (30.5mm)
D	BA311TU	1.35" (34.5mm)
E	BA411SU	0.624" (16mm)
F	BAF111SU, SNU, SDU	0.624" (16mm)