

PCB terminal block - SMKDS 1/ 6-3,81 - 1728323

Please be informed that the data shown in this PDF Document is generated from our Online Catalog. Please find the complete data in the user's documentation. Our General Terms of Use for Downloads are valid (<http://phoenixcontact.com/download>)

PCB terminal block, Nominal current: 10 A, Nom. voltage: 200 V, Pitch: 3.81 mm, Number of positions: 6, Connection method: Screw connection, Mounting: Soldering, Conductor/PCB connection direction: 55 °, Color: green




The figure shows a 10-position version of the product

Why buy this product

- Conductor and screwdriver axis at an angle of 55° to the usual direction
- Arrangement of several rows of terminal blocks one behind the other – multi-level effect with the same design height



Key Commercial Data

Packing unit	100 pc
GTIN	 4 017918 025779
Weight per Piece (excluding packing)	3.31 g
Custom tariff number	85369010
Country of origin	Germany

Technical data

Dimensions

Length	10 mm
Pitch	3.81 mm
Dimension a	19.05 mm
Constructional height	10 mm
Length of the solder pin	3.5 mm
Pin dimensions	0,5 x 0,9 mm
Hole diameter	1.1 mm

General

Range of articles	SMKDS 1
Insulating material group	I
Rated surge voltage (III/3)	2.5 kV
Rated surge voltage (III/2)	2.5 kV

PCB terminal block - SMKDS 1/ 6-3,81 - 1728323

Technical data

General

Rated surge voltage (II/2)	2.5 kV
Rated voltage (III/3)	160 V
Rated voltage (III/2)	200 V
Rated voltage (II/2)	400 V
Connection in acc. with standard	EN-VDE
Nominal current I _N	10 A
Nominal cross section	1 mm ²
Maximum load current	12 A
Insulating material	PA
Solder pin surface	Sn
Flammability rating according to UL 94	V0
Stripping length	5 mm
Number of positions	6
Screw thread	M2
Tightening torque, min	0.22 Nm
Tightening torque max	0.25 Nm

Connection data

Conductor cross section solid min.	0.14 mm ²
Conductor cross section solid max.	1.5 mm ²
Conductor cross section flexible min.	0.14 mm ²
Conductor cross section flexible max.	1 mm ²
Conductor cross section flexible, with ferrule without plastic sleeve min.	0.25 mm ²
Conductor cross section flexible, with ferrule without plastic sleeve max.	0.5 mm ²
Conductor cross section flexible, with ferrule with plastic sleeve min.	0.25 mm ²
Conductor cross section flexible, with ferrule with plastic sleeve max.	0.5 mm ²
Conductor cross section AWG min.	26
Conductor cross section AWG max.	16
2 conductors with same cross section, solid min.	0.14 mm ²
2 conductors with same cross section, solid max.	0.5 mm ²
2 conductors with same cross section, stranded min.	0.14 mm ²
2 conductors with same cross section, stranded max.	0.2 mm ²

Classifications

eCl@ss

eCl@ss 4.0	27141109
eCl@ss 4.1	27141109
eCl@ss 5.0	27141190
eCl@ss 5.1	27141190
eCl@ss 6.0	27261101

PCB terminal block - SMKDS 1/ 6-3,81 - 1728323

Classifications

eCl@ss

eCl@ss 7.0	27440401
eCl@ss 8.0	27440401

ETIM

ETIM 3.0	EC001121
ETIM 4.0	EC002643
ETIM 5.0	EC002643

UNSPSC

UNSPSC 6.01	30211801
UNSPSC 7.0901	39121432
UNSPSC 11	39121432
UNSPSC 12.01	39121432
UNSPSC 13.2	39121432

Approvals

Approvals


Approvals

CSA / UL Recognized / SEV / cUL Recognized / CCA / IECCEB CB Scheme / SEV / EAC / cULus Recognized

Ex Approvals


Approvals submitted

Approval details

CSA 		B	D
	mm ² /AWG/kcmil	28-16	28-16
	Nominal current I _N	10 A	10 A
	Nominal voltage U _N	150 V	300 V

PCB terminal block - SMKDS 1/ 6-3,81 - 1728323


Approvals

UL Recognized 

	B	D
mm ² /AWG/kcmil	30-16	30-16
Nominal current I _N	10 A	10 A
Nominal voltage U _N	300 V	300 V


SEV

mm ² /AWG/kcmil	1.5
Nominal current I _N	12 A
Nominal voltage U _N	125 V

cUL Recognized 

	B	D
mm ² /AWG/kcmil	30-16	30-16
Nominal current I _N	10 A	10 A
Nominal voltage U _N	300 V	300 V

CCA

IECEE CB Scheme 

SEV

mm ² /AWG/kcmil	1.5
Nominal current I _N	12 A
Nominal voltage U _N	125 V

EAC

cULus Recognized 

PCB terminal block - SMKDS 1/ 6-3,81 - 1728323

Accessories

Accessories

Labeled terminal marker

Marker card - SK 3,81/2,8:FORTL.ZAHLEN - 0804109



Marker card, Card, white, labeled, Horizontal: Consecutive numbers 1 - 10, 11 - 20, etc. up to 91 - (99)100, Mounting type: Adhesive, for terminal block width: 3.81 mm, Lettering field: 3.81 x 2.8 mm

Screwdriver tools

Screwdriver - SZS 0,4X2,5 VDE - 1205037



Screwdriver, slot-headed, VDE insulated, size: 0.4 x 2.5 x 80 mm, 2-component grip, with non-slip grip

Terminal marking

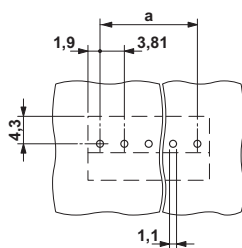
Marker card - SK U/2,8 WH:UNBEDRUCKT - 0803883



Marker card, Sheet, white, unlabeled, can be labeled with: Plotter, Office printing systems, Mounting type: Adhesive, Lettering field: 186 x 2.8 mm

Drawings

Drilling diagram



Dimensional drawing

