

PCB terminal block - MKKDSN 1,5/ 4-5,08 - 1726163

Please be informed that the data shown in this PDF Document is generated from our Online Catalog. Please find the complete data in the user's documentation. Our General Terms of Use for Downloads are valid (<http://phoenixcontact.com/download>)



PCB terminal block, Nominal current: 13.5 A, Nom. voltage: 400 V, Pitch: 5.08 mm, Number of positions: 4, Connection method: Screw connection, Mounting: Soldering, Conductor/PCB connection direction: 0 °, Color: green, The article can be aligned to create different nos. of positions!


The illustration shows a 5-position version

Why buy this product

- Offset levels for optimum access to the terminal points
- Compact housing dimensions and low design height
- 5.0 or 5.08 mm pitch
- Conductor cross sections up to 1.5 mm²
- Double-level type with high packing and connection density



Key Commercial Data

Packing unit	50 pc
GTIN	 4 017918 025434
Weight per Piece (excluding packing)	8.59 g
Custom tariff number	85369010
Country of origin	Germany

Technical data

Dimensions

Length	18.3 mm
Pitch	5.08 mm
Dimension a	15.24 mm
Constructional height	20 mm
Length of the solder pin	3.5 mm
Pin dimensions	0,5 x 1 mm
Hole diameter	1.3 mm

General

Range of articles	MKKDSN 1,5
-------------------	------------

PCB terminal block - MKKDSN 1,5/ 4-5,08 - 1726163

Technical data

General

Insulating material group	I
Rated surge voltage (III/3)	4 kV
Rated surge voltage (III/2)	4 kV
Rated surge voltage (II/2)	4 kV
Rated voltage (III/3)	250 V
Rated voltage (III/2)	400 V
Rated voltage (II/2)	630 V
Connection in acc. with standard	EN-VDE
Nominal current I_N	13.5 A
Nominal cross section	1.5 mm ²
Maximum load current	13.5 A
Insulating material	PA
Solder pin surface	Sn
Flammability rating according to UL 94	V0
Internal cylindrical gage	A1
Stripping length	6 mm
Number of positions	4
Screw thread	M3
Tightening torque, min	0.5 Nm
Tightening torque max	0.6 Nm

Connection data

Conductor cross section solid min.	0.14 mm ²
Conductor cross section solid max.	1.5 mm ²
Conductor cross section flexible min.	0.14 mm ²
Conductor cross section flexible max.	1.5 mm ²
Conductor cross section flexible, with ferrule without plastic sleeve min.	0.25 mm ²
Conductor cross section flexible, with ferrule without plastic sleeve max.	1 mm ²
Conductor cross section flexible, with ferrule with plastic sleeve min.	0.25 mm ²
Conductor cross section flexible, with ferrule with plastic sleeve max.	1 mm ²
Conductor cross section AWG min.	26
Conductor cross section AWG max.	16
2 conductors with same cross section, solid min.	0.14 mm ²
2 conductors with same cross section, solid max.	0.75 mm ²
2 conductors with same cross section, stranded min.	0.14 mm ²
2 conductors with same cross section, stranded max.	0.75 mm ²
2 conductors with same cross section, stranded, ferrules without plastic sleeve, min.	0.25 mm ²
2 conductors with same cross section, stranded, ferrules without plastic sleeve, max.	0.5 mm ²
2 conductors with same cross section, stranded, TWIN ferrules with plastic sleeve, min.	0.5 mm ²

PCB terminal block - MKKDSN 1,5/ 4-5,08 - 1726163

Technical data

Connection data

2 conductors with same cross section, stranded, TWIN ferrules with plastic sleeve, max.	0.5 mm ²
---	---------------------

Classifications

eCl@ss

eCl@ss 4.0	27141109
eCl@ss 4.1	27141109
eCl@ss 5.0	27141190
eCl@ss 5.1	27141190
eCl@ss 6.0	27261101
eCl@ss 7.0	27440401
eCl@ss 8.0	27440401

ETIM

ETIM 3.0	EC001121
ETIM 4.0	EC002643
ETIM 5.0	EC002643

UNSPSC

UNSPSC 6.01	30211801
UNSPSC 7.0901	39121432
UNSPSC 11	39121432
UNSPSC 12.01	39121432
UNSPSC 13.2	39121432

Approvals

Approvals

Approvals

CSA / UL Recognized / SEV / cUL Recognized / CCA / IECCEB Scheme / SEV / EAC / cULus Recognized


Ex Approvals


Approvals submitted

Approval details


PCB terminal block - MKKDSN 1,5/ 4-5,08 - 1726163

Approvals

CSA 		
	B	D
mm ² /AWG/kcmil	28-14	28-14
Nominal current I _N	10 A	10 A
Nominal voltage U _N	150 V	300 V

UL Recognized 		
	B	D
mm ² /AWG/kcmil	30-14	30-14
Nominal current I _N	10 A	10 A
Nominal voltage U _N	300 V	300 V

SEV	
mm ² /AWG/kcmil	1.5
Nominal current I _N	13.5 A
Nominal voltage U _N	250 V

cUL Recognized 		
	B	D
mm ² /AWG/kcmil	30-14	30-14
Nominal current I _N	10 A	10 A
Nominal voltage U _N	300 V	300 V

CCA

IECEE CB Scheme 	
---	--

SEV	
mm ² /AWG/kcmil	1.5
Nominal current I _N	13.5 A
Nominal voltage U _N	250 V

PCB terminal block - MKKDSN 1,5/ 4-5,08 - 1726163

Approvals

EAC

cULus Recognized 

Accessories

Accessories

Bridge

Insertion bridge - EBP 2- 5 - 1733169



Insertion bridge, fully insulated, for connectors with 5.0 or 5.08 mm pitch, no. of positions: 2

Insertion bridge - EBP 4- 5 - 1733185



Insertion bridge, fully insulated, for connectors with 5.0 or 5.08 mm pitch, no. of positions: 4

Labeled terminal marker

Marker card - SK 5,08/3,8:FORTL.ZAHLEN - 0804293



Marker card, Card, white, labeled, Horizontal: Consecutive numbers 1 - 10, 11 - 20, etc. up to 91 - (99)100, Mounting type: Adhesive, for terminal block width: 5.08 mm, Lettering field: 5.08 x 3.8 mm

Screwdriver tools

Screwdriver - SZS 0,6X3,5 - 1205053



Actuation tool, for ST terminal blocks, insulated, also suitable for use as a bladed screwdriver, size: 0.6 x 3.5 x 100 mm, 2-component grip, with non-slip grip

PCB terminal block - MKKDSN 1,5/ 4-5,08 - 1726163

Accessories

Terminal marking

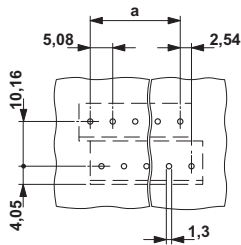
Marker card - SK 5,08/3,8:UNBEDRUCKT - 0805412



Marker card, Card, white, unlabeled, can be labeled with: Marker pen, Mounting type: Adhesive, for terminal block width: 5.08 mm, Lettering field: 5.08 x 3.8 mm

Drawings

Drilling diagram



Dimensional drawing

