

PCB terminal block - MKDSP 25/ 1-15,00-FL - 1932575

Please be informed that the data shown in this PDF Document is generated from our Online Catalog. Please find the complete data in the user's documentation. Our General Terms of Use for Downloads are valid (<http://phoenixcontact.com/download>)



PCB terminal block, Nominal current: 125 A, Nom. voltage: 1000 V, Pitch: 15 mm, Number of positions: 1, Connection method: Screw connection, Mounting: Soldering, Conductor/PCB connection direction: 0 °, Color: green, An opening is made in the area around the mounting flange. The flanges are fastened to the device with bolts to support the MKDSP 25.

The figure shows a 1-pos. version of the product

Why buy this product

- Integrated test connection
- High-capacity PCB terminal blocks with screw connection up to 35 mm² conductor cross section and a current carrying capacity of 125 A
- Unlimited 600 V UL approval
- Integrated protective guide



Key commercial data

Packing unit	25 pc
Minimum order quantity	25 pc
GTIN	4 017918 902018
Weight per Piece (excluding packing)	22.9 g
Custom tariff number	85369010
Country of origin	Bulgaria

Technical data

Dimensions

Length	31 mm
Pitch	15 mm
Pin dimensions	1,2 x 1,2 mm
Hole diameter	1.6 mm

General

Range of articles	MKDSP 25/..-FL
Insulating material group	I
Rated voltage (III/3)	1000 V
Rated voltage (III/2)	1000 V

PCB terminal block - MKDSP 25/ 1-15,00-FL - 1932575

Technical data

General

Rated voltage (II/2)	1000 V
Connection in acc. with standard	EN-VDE
Nominal current I _N	125 A
Nominal cross section	35 mm ²
Maximum load current	125 A
Insulating material	PA
Solder pin surface	Sn
Inflammability class according to UL 94	V0
Internal cylindrical gage	B7
Stripping length	18 mm
Number of positions	1
Screw thread	M5
Tightening torque, min	2.5 Nm
Tightening torque max	4.5 Nm

Connection data

Conductor cross section solid min.	0.5 mm ²
Conductor cross section solid max.	35 mm ²
Conductor cross section stranded min.	0.5 mm ²
Conductor cross section stranded max.	35 mm ²
Conductor cross section stranded, with ferrule without plastic sleeve min.	1 mm ²
Conductor cross section stranded, with ferrule without plastic sleeve max.	35 mm ²
Conductor cross section stranded, with ferrule with plastic sleeve min.	1.5 mm ²
Conductor cross section stranded, with ferrule with plastic sleeve max.	35 mm ²
Conductor cross section AWG/kcmil min.	20
Conductor cross section AWG/kcmil max	2
2 conductors with same cross section, solid min.	0.5 mm ²
2 conductors with same cross section, solid max.	6 mm ²
2 conductors with same cross section, stranded min.	0.5 mm ²
2 conductors with same cross section, stranded max.	6 mm ²
2 conductors with same cross section, stranded, ferrules without plastic sleeve, min.	0.5 mm ²
2 conductors with same cross section, stranded, ferrules without plastic sleeve, max.	4 mm ²
2 conductors with same cross section, stranded, TWIN ferrules with plastic sleeve, min.	0.5 mm ²
2 conductors with same cross section, stranded, TWIN ferrules with plastic sleeve, max.	6 mm ²

PCB terminal block - MKDSP 25/ 1-15,00-FL - 1932575

Classifications

eCl@ss

eCl@ss 4.0	27141109
eCl@ss 4.1	27141109
eCl@ss 5.0	27141190
eCl@ss 5.1	27141190
eCl@ss 6.0	27260704
eCl@ss 7.0	27440402
eCl@ss 8.0	27440401

ETIM

ETIM 3.0	EC001121
ETIM 4.0	EC002643
ETIM 5.0	EC002643

UNSPSC

UNSPSC 6.01	30211801
UNSPSC 7.0901	39121432
UNSPSC 11	39121432
UNSPSC 12.01	39121432
UNSPSC 13.2	39121432

Approvals

Approvals


Approvals

UL Recognized / SEV / cUL Recognized / CCA / IECCEB Scheme / SEV / EAC / cULus Recognized

Ex Approvals

Approvals submitted

Approval details


UL Recognized 			
		B	C
mm ² /AWG/kcmil	8-2	20-2	20-2
Nominal current IN	125 A	115 A	115 A

PCB terminal block - MKDSP 25/ 1-15,00-FL - 1932575

Approvals

		B	C
Nominal voltage UN	600 V	600 V	600 V

SEV	
mm ² /AWG/kcmil	35
Nominal current IN	125 A
Nominal voltage UN	1000 V

cUL Recognized 			
		B	C
mm ² /AWG/kcmil	8-2	20-2	20-2
Nominal current IN	125 A	115 A	115 A
Nominal voltage UN	600 V	600 V	600 V

CCA

IECEE CB Scheme 	
---	--

SEV	
mm ² /AWG/kcmil	35
Nominal current IN	125 A
Nominal voltage UN	1000 V

EAC

cULus Recognized 	
--	--

Accessories

Accessories

Screwdriver tools

PCB terminal block - MKDSP 25/ 1-15,00-FL - 1932575

Accessories

Screwdriver - SZS 1,0X6,5 VDE - 1205079



Screwdriver, slot-headed, VDE insulated, size: 1.0 x 6.5 x 150 mm, 2-component grip, with non-slip grip

Terminal marking

Zack Marker strip, flat - ZBF 15:UNBEDRUCKT - 0811202



Zack Marker strip, flat, Strip, white, unlabeled, can be labeled with: Plotter, Mounting type: Snap into flat marker groove, Lettering field: 15 x 5.2 mm

Test plug terminal block

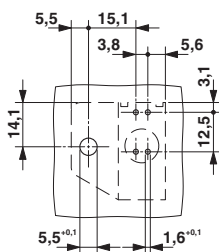
Reducing plug - RPS - 0201647



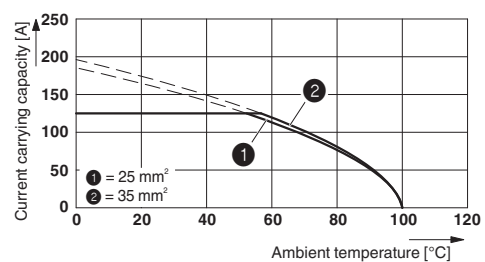
Reducing plug, Color: gray

Drawings

Drilling diagram



Diagram



Type: MKDSP 25/...-15,00
Tested in accordance with DIN EN 60512-5-2:2003-01
Reduction factor = 1
No. of positions: 5

PCB terminal block - MKDSP 25/ 1-15,00-FL - 1932575

Dimensioned drawing

