

W-Series
WMF 2.5 FU PE 100-250V SW**Weidmüller Interface GmbH & Co. KG**
Klingenbergstraße 16
D-32758 Detmold
Germany
Fon: +49 5231 1429-0
Fax: +49 5231 14292083
www.weidmueller.com

Weidmüller's new WMF (Weidmüller Multi-Functional) line of terminal blocks provide a multi-functional solution for routing and distributing signals. This space-saving terminal combines all the necessary functionality into a single solution. It features an integrated shield connection and can be used with feed-through, fuse and disconnect functionality. The three cross-connection channels and wide variety of labelling options offer additional flexibility.

General ordering data

Type	WMF 2.5 FU PE 100-250V SW
Order No.	1163080000
Version	W-Series, Fuse terminal, PE terminal, Rated cross-section: 2.5 mm ² , Screw connection
GTIN (EAN)	4032248991785
Qty.	50 pc(s).

W-Series
WMF 2.5 FU PE 100-250V SW

Weidmüller Interface GmbH & Co. KG
 Klingenbergstraße 16
 D-32758 Detmold
 Germany
 Fon: +49 5231 1429-0
 Fax: +49 5231 14292083
 www.weidmueller.com

Technical data
Dimensions and weights

Width	5.08 mm	Width (inches)	0.2 inch
Height	88 mm	Height (inches)	3.465 inch
Depth	74 mm	Depth (inches)	2.913 inch
Depth including DIN rail	74.5 mm	Net weight	22 g

Temperatures

Continuous operating temp., min.	-50 °C	Continuous operating temp., max.	120 °C
----------------------------------	--------	----------------------------------	--------

Material data

Material	Wemid	Colour	Black
UL 94 flammability rating	V-0		

System specifications

Version	Screw connection, Fuse isolator, With PE connection, for plug-in cross-connector, One end without connector	Tightening torque (clamping screw for copper conductors)	0.5...0.6 Nm
End cover plate required	Yes	Number of levels	2
Mounting rail	TS 35		

Additional technical data

Open sides	right	Type of mounting	Snap-on
------------	-------	------------------	---------

CSA rating data

Certificate No. (CSA)	200039-1057876	Current size B (CSA)	17 A
Current size C (CSA)	17 A	Current size D (CSA)	5 A
Voltage size B (CSA)	600 V	Voltage size C (CSA)	600 V
Voltage size D (CSA)	600 V	Wire cross section max. (CSA)	12 AWG
Wire cross section min. (CSA)	26 AWG		

W-Series
WMF 2.5 FU PE 100-250V SW

Weidmüller Interface GmbH & Co. KG
 Klingenbergstraße 16
 D-32758 Detmold
 Germany
 Fon: +49 5231 1429-0
 Fax: +49 5231 14292083
 www.weidmueller.com

Technical data
Conductors for clamping (rated connection)

Blade size	0.6 x 3.5 mm	Clamping range, rated connection, max.	4 mm ²
Clamping range, rated connection, min.	0.5 mm ²	Clamping screw	M 3
Connection direction	on side	Cross-section for connected conductor, finely stranded with wire-end ferrules and plastic collars DIN 46228/4, rated connection, min.	0.5 mm ²
Gauge to IEC 60947-1	A3	Number of connections	3
Stripping length	10 mm	Tightening torque, max.	0.6 Nm
Tightening torque, min.	0.5 Nm	Type of connection	Screw connection
Wire connection cross section AWG, max.	AWG 12	Wire connection cross section AWG, min.	AWG 26
Wire connection cross section, finely stranded with wire-end ferrules DIN 46228/1, rated connection, max.	2.5 mm ²	Wire connection cross section, finely stranded with wire-end ferrules DIN 46228/1, rated connection, min.	0.5 mm ²
Wire connection cross section, finely stranded, max.	4 mm ²	Wire connection cross section, solid core max. rated connection	4 mm ²
Wire connection cross section, solid core, min. rated connection	0.5 mm ²	Wire connection cross section, stranded, rated connection, max.	4 mm ²
Wire connection cross section, stranded, rated connection, min.	1.5 mm ²	Wire connection cross-section, finely stranded with wire-end ferrules and plastic collars DIN 46228/4, rated connection, max.	2.5 mm ²
Wire connection cross-section, finely stranded, min.	0.5 mm ²		

Fuse terminals

Cartridge fuse	G-Si. 5 x 20	Display	red LED
Fuse holder (cartridge holder)	Pivoting	Power loss for overload and short-circuit protection for a composite arrangement	1.6 W at 6.3 A @ 23°C
Power loss for overload and short-circuit protection for an individual arrangement	1.6 W at 6.3 A @ 44°C	Power loss for short-circuit protection only for a composite arrangement	2.5 W at 6.3 A @ 48°C
Power loss for short-circuit protection only for an individual arrangement	4 W at 6.3 A @ 61°C		

Rating data

Rated cross-section	2.5 mm ²	Rated voltage	250 V
Rated current	6.3 A	Current at maximum wires	6.3 A
Volume resistance according to IEC 60947-7-x	1.33 mΩ	Rated impulse withstand voltage	8 kV
Pollution severity	3	Surge voltage category	III

UL rating data

Certificate No. (cURus)	E60693	Conductor size Factory wiring max. (cURus)	12 AWG
Conductor size Factory wiring min. (cURus)	26 AWG	Conductor size Field wiring max. (cURus)	12 AWG
Conductor size Field wiring min. (cURus)	26 AWG	Current size B (cURus)	17 A
Current size C (cURus)	17 A	Current size D (cURus)	5 A
Voltage size B (cURus)	600 V	Voltage size C (cURus)	600 V
Voltage size D (cURus)	600 V	Wire cross section max. (cURus)	12 AWG
Wire cross section min. (cURus)	26 AWG		

Data sheet

**W-Series
WMF 2.5 FU PE 100-250V SW**

Weidmüller Interface GmbH & Co. KG
 Klingenbergstraße 16
 D-32758 Detmold
 Germany
 Fon: +49 5231 1429-0
 Fax: +49 5231 14292083
 www.weidmueller.com

Technical data

Classifications

ETIM 3.0	EC000902	ETIM 4.0	EC000902
ETIM 5.0	EC000902	ETIM 6.0	EC000899
eClass 6.2	27-14-11-16	eClass 7.1	27-14-11-16
eClass 8.1	27-14-11-16	eClass 9.0	27-14-11-16
eClass 9.1	27-14-11-16		

Product information

Descriptive text ordering data The WMF FU terminals may not be aligned directly under one another.

Approvals

Approvals



ROHS Conform

Downloads

Approval/Certificate/Document of Conformity	DE_PT1003_20160418_919_ISSUE01.pdf
Brochure/Catalogue	CAT 1 TERM 16/17 EN
Engineering Data	EPLAN, WSCAD, Zuken E3.S
User Documentation	Beipackzettel_WMf.pdf

Safety note

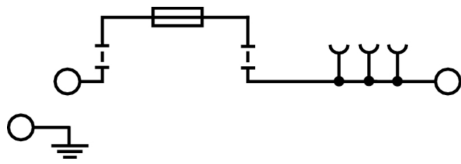
Safety notice [Safety Information](#)

Data sheet

W-Series
WMF 2.5 FU PE 100-250V SW

Weidmüller Interface GmbH & Co. KG
Klingenbergstraße 16
D-32758 Detmold
Germany
Fon: +49 5231 1429-0
Fax: +49 5231 14292083
www.weidmueller.com

Drawings



**W-Series
WMF 2.5 FU PE 100-250V SW**

Weidmüller Interface GmbH & Co. KG
 Klingenbergstraße 16
 D-32758 Detmold
 Germany
 Fon: +49 5231 1429-0
 Fax: +49 5231 14292083
 www.weidmueller.com

Accessories
Component plug

Klippon® Connect with clamping yoke Technology

The high reliability and variety of designs of the terminal blocks with clamping yoke connections make planning easier and optimises operational safety. Klippon® Connect provides a proven response to a range of different requirements.

General ordering data

Type	Order No.	Version	GTIN (EAN)	Qty.
BEST/DRBR	1878570000	Accessories, Component plug, 22 A	403224847 1508 50	pc(s).
BEST/D	1878560000	Accessories, Component plug, 1 A	403224847 1492 50	pc(s).

Fuse carrier

DCS marshalling

Our innovative PRV terminal blocks for DCS marshalling featuring a PUSH IN connection and our multifunctional DCS marshalling terminals featuring a screw connection (WMF) not only save space in the panel; they also guarantee more effective signal transmission in process control systems.

General ordering data

Type	Order No.	Version	GTIN (EAN)	Qty.
FUCR 10-36V SW	1167640000	Accessories, Fuse holder, Rated cross-section: Direct mounting	403224811 3972 10	pc(s).
FUCR SW	1167630000	Accessories, Fuse holder, Rated cross-section: Direct mounting	403224811 3903 10	pc(s).
SIHA 3/G20/ LD 140-250V	7921600000	Accessories, Fuse holder, Rated cross-section: Plug-in connection, Wemid, Dark Beige, Operating instructions/catalogue	403224832 2633 25	pc(s).
FUCR 100-250V SW	1167680000	Accessories, Fuse holder, Rated cross-section: Direct mounting	403224811 3897 10	pc(s).
SIHA 3/G20/ LD 10-36V	7921570000	Accessories, Fuse holder, Rated cross-section: Plug-in connection, Wemid, Dark Beige, Operating instructions/catalogue	403224832 2503 25	pc(s).

Data sheet

**W-Series
WMF 2.5 FU PE 100-250V SW**

Weidmüller Interface GmbH & Co. KG
Klingenbergstraße 16
D-32758 Detmold
Germany
Fon: +49 5231 1429-0
Fax: +49 5231 14292083
www.weidmueller.com

Accessories

SIHA 3/G20 [7921560000](#)

Accessories, Fuse holder, 4032248264643 25 pc(s).
Rated cross-section: Plug-in connection, Wemid, Dark Beige, Operating instructions/catalogue

End plates



DCS marshalling

Our innovative PRV terminal blocks for DCS marshalling featuring a PUSH IN connection and our multifunctional DCS marshalling terminals featuring a screw connection (WMF) not only save space in the panel; they also guarantee more effective signal transmission in process control systems.

General ordering data

Type	Order No.	Version	GTIN (EAN)	Qty.
AP WMF2.5	1142990000	W-Series, End plate	4032248925889	50 pc(s).

Tools



Tools for removing the sheathing of uncut power cables and outgoing feeders, plus screwdrivers for installing FieldPower components.

General ordering data

Type	Order No.	Version	GTIN (EAN)	Qty.
SDS 0.6X3.5X100	9008330000	Screwdriver, Blade width (B): 3.5 mm, Blade length: 100 mm, Blade thickness (A): 0.6 mm	4032248056286	1 pc(s).

**W-Series
WMF 2.5 FU PE 100-250V SW**

Weidmüller Interface GmbH & Co. KG
Klingenbergstraße 16
D-32758 Detmold
Germany
Fon: +49 5231 1429-0
Fax: +49 5231 14292083
www.weidmueller.com

Accessories

End brackets




Klippon® Connect with clamping yoke Technology
The high reliability and variety of designs of the terminal blocks with clamping yoke connections make planning easier and optimises operational safety. Klippon® Connect provides a proven response to a range of different requirements.

General ordering data

Type	Order No.	Version	GTIN (EAN)	Qty.
WEW 35/2	1061200000	W-Series, End bracket	4008190030230	100 pc(s).

Blank



The Dekafix (DEK) marker is the universal marker for all conductor and plug-in connectors as well as for electronic sub-assemblies. The system is ideal for short number sequences and covers a wide range of ready-printed markers.

Strips for fast installation in only one work step. The printing is easy to read, rich in contrast and available in various widths.

- Large range of ready-to-use markers
- Strips for fast installation
- Terminal markers, suitable for all Weidmüller cable connectors
- Available as blank MultiCard or with standard printing

General ordering data


Type	Order No.	Version	GTIN (EAN)	Qty.
DEK 5/5 MC	1609801044	Dekafix, Terminal marker,	4008190397111	1,000 pc(s).
NE WS		5 x 5 mm, Pitch in mm (P): 5.00 Weidmueller, White		

W-Series WMF 2.5 FU PE 100-250V SW

Weidmüller Interface GmbH & Co. KG
 Klingenbergstraße 16
 D-32758 Detmold
 Germany
 Fon: +49 5231 1429-0
 Fax: +49 5231 14292083
 www.weidmueller.com

Accessories

Blank



WS markers are the perfect match for the W-series connectors. Thanks to their system compatibility, the WS tags can also be used with the I-series and the Z-series. The large marking surfaces do not only permit long character strings but also multi-line text. WS markers are ideal for labels with long, customised character strings. Thanks to the proven MultiCard format, printing with laser printer, PrintJet ADVANCED, plotter or MC-Mobilo is possible.

- Can be fitted in strips or individually
- Markers in proven MultiCard format

General ordering data

Type	Order No.	Version	GTIN (EAN)	Qty.
WS 10/5 M	1792000000	WS, Terminal marker, 10 x	4032248223862	720 pc(s).
MC NE WS		5 mm, Pitch in mm (P): 5.00 Weidmueller, Allen-Bradley, White		

ZQV 2.5N



Spring connection with tension clamp Technology
 Tension clamp technology is a universal contact system for all common conductor connection types. Its fantastic level of flexibility makes the tension clamp a profitable alternative connection.

General ordering data

Type	Order No.	Version	GTIN (EAN)	Qty.
ZQV 2.5N/10	1693880000	Z-series, Cross-connector,	4008190883720	20 pc(s).
GE		24 A		
ZQV 2.5N/4	1693820000	Z-series, Cross-connector,	4008190883652	60 pc(s).
GE		24 A		
ZQV 2.5N/3	1693810000	Z-series, Cross-connector,	4008190883645	60 pc(s).
GE		24 A		
ZQV 2.5N/20	1909000000	Z-series, Cross-connector,	4032248535613	20 pc(s).
GE		24 A		
ZQV 2.5N/2	1693800000	Z-series, Cross-connector,	4008190883621	60 pc(s).
GE		24 A		