






ZDU 2.5/3AN 




ZDU 2.5/4AN 




ZDU 2.5/2x2AN 




ZDU 2.5/2x2AN/D





ZDU 2.5/2x2AN/LD



ZDU 4 



Branch		Branch		Single Level Dual Connection		Single Level Dual Connection w/Diode		Single Level Dual Connection w/Power on LED (Red)		Single Level	
Type	Part No.	Type	Part No.	Type	Part No.	Type	Part No.	Type	Part No.	Type	Part No.
	1608540000		1608570000		1608600000	+  -	1650340000	LD+	1692590000		1632050000
	1608550000		1608580000		1608610000	-  +	1650350000	LD-	1692600000		1632060000
	1636790000		1636800000		1636810000						1636830000
	1683340000		1683420000								1683580000
	1683350000		1683430000								1683590000
	1683360000		1683440000		1683520000						
	1683370000		1683450000								1683610000
	1683380000		1683460000		1683540000						1683620000
	1683390000		1683470000		1683550000						1683630000
	1683400000		1683480000								1683640000
	1683410000		1683490000								1683650000
	1626960000		1626970000								
ZDU 2.5/3AN/E	1739390000	ZDU 2.5/4AN/E	1739410000	ZDU 2.5/2x2AN/E	1739430000					ZDU 4/E	1739450000
ZDU 2.5/3AN/E BL	1739400000	ZDU 2.5/4AN/E BL	1739420000	ZDU 2.5/2x2AN/E BL	1739440000					ZDU 4/E BL	1739460000
5/64/39 (.2/2.52/1.54)		5/79/39 (.2/1.99/1.73)		5/79/39 (.20/3.11/1.54)		5/79/39 (.20/3.11/1.54)		5/79/39 (.20/3.11/1.54)		6/62/43.5 (.24/2.44/1.71)	
10 (.39)		10 (.39)		10 (.39)		10 (.39)		10 (.39)		12 (.47)	
600 V / 25 A / #26...12 AWG		600 V / 25 A / #26...12 AWG		600 V / 25 A / #26...12 AWG		300 V / 25 A / #26...12 AWG				600 V / 33 A / #26...10 AWG	
600 V / 27 A / #26...12 AWG		600 V / 20 A / #26...12 AWG		300 V / 27 A / #26...12 AWG						600 V / 35 A / #22...10 AWG	
800 V / 24 A / 2.5 mm ²		800 V / 24 A / 2.5 mm ²		800 V / 24 A / 2.5 mm ²		400 V / 1 A / 2.5 mm ²		24 V / <5 mA / 2.5 mm ²		800 V / 32 A / 4 mm ²	
Type	Part No.	Type	Part No.	Type	Part No.	Type	Part No.	Type	Part No.	Type	Part No.
ZAP/TW2	1608770000	ZAP/TW3	1608800000	ZAP/TW3	1608800000	ZAP/TW3	1608800000	ZAP/TW3	1608800000	ZAP/TW4	1632090000
ZAP/TW2	1608780000	ZAP/TW3	1608810000	ZAP/TW3	1608810000	ZAP/TW3	1608810000	ZAP/TW3	1608810000	ZAP/TW4	1632100000
ZAP/TW2	1608790000	ZAP/TW3	1608820000	ZAP/TW3	1608820000	ZAP/TW3	1608820000	ZAP/TW3	1608820000	ZAP/TW4	1632110000
ZAP/TW2	1683740000	ZAP/TW3	1683820000	ZAP/TW3	1683820000	ZAP/TW3	1683820000	ZAP/TW3	1683820000	ZAP/TW4	1683900000
ZAP/TW2	1683750000	ZAP/TW3	1683830000	ZAP/TW3	1683830000	ZAP/TW3	1683830000	ZAP/TW3	1683830000	ZAP/TW4	1683910000
ZAP/TW2	1683760000	ZAP/TW3	1683840000	ZAP/TW3	1683840000	ZAP/TW3	1683840000	ZAP/TW3	1683840000	ZAP/TW4	1683920000
ZAP/TW2	1683770000	ZAP/TW3	1683850000	ZAP/TW3	1683850000	ZAP/TW3	1683850000	ZAP/TW3	1683850000		
ZAP/TW2	1683780000	ZAP/TW3	1683860000	ZAP/TW3	1683860000	ZAP/TW3	1683860000	ZAP/TW3	1683860000		
ZAP/TW2	1683790000	ZAP/TW3	1683870000	ZAP/TW3	1683870000	ZAP/TW3	1683870000	ZAP/TW3	1683870000		
ZAP/TW2	1683800000	ZAP/TW3	1683880000	ZAP/TW3	1683880000	ZAP/TW3	1683880000	ZAP/TW3	1683880000		
ZAP/TW2	1683810000	ZAP/TW3	1683890000	ZAP/TW3	1683890000	ZAP/TW3	1683890000	ZAP/TW3	1683890000	ZAP/TW4	1683970000
WTW	1058800000	WTW	1058800000	WTW	1058800000	WTW	1058800000	WTW	1058800000	WTW	1058800000
ZQV 2.5/2	1608860000	ZQV 2.5/2	1608860000							ZQV 4/2	1608950000
ZQV 2.5/3	1608870000	ZQV 2.5/3	1608870000							ZQV 4/3	1608960000
ZQV 2.5/4	1608880000	ZQV 2.5/4	1608880000							ZQV 4/4	1608970000
ZQV 2.5/5	1608890000	ZQV 2.5/5	1608890000							ZQV 4/5	1608980000
ZQV 2.5/6	1608900000	ZQV 2.5/6	1608900000							ZQV 4/6	1608990000
ZQV 2.5/7	1608910000	ZQV 2.5/7	1608910000							ZQV 4/7	1609000000
ZQV 2.5/8	1608920000	ZQV 2.5/8	1608920000							ZQV 4/8	1609010000
ZQV 2.5/9	1608930000	ZQV 2.5/9	1608930000							ZQV 4/9	1609020000
ZQV 2.5/10	1608940000	ZQV 2.5/10	1608940000							ZQV 4/10	1609030000
ZDUS	1676640000									ZDUS	1676640000
SD	9008330000	SD	9008330000	SD	9008330000	SD	9008330000	SD	9008330000	SD	9008330000
ZTA 1 / ZA	1609050000	ZTA 1 / ZA	1609050000	ZTA 1 / ZA	1609050000	ZTA 1 / ZA	1609050000	ZTA 1 / ZA	1609050000	ZTA 2 / ZA	1609070000
ZTA 1	1609040000	ZTA 1	1609040000	ZTA 1	1609040000	ZTA 1	1609040000	ZTA 1	1609040000	ZTA 2	1609060000
PS 2.3	0180400000	PS 2.3	0180400000	PS 2.3	0180400000	PS 2.3	0180400000	PS 2.3	0180400000	PS 2.3	0180400000
ZZA 2.5	1646690000	ZZA 2.5	1646690000								
DEK 5/5	0473460001	DEK 5/5	0473460001	DEK 5/5	0473460001	DEK 5/5	0473460001	DEK 5/5	0473460001	DEK 5/6	0468660001
DEK 5/5	0473560001	DEK 5/5	0473560001	DEK 5/5	0473560001	DEK 5/5	0473560001	DEK 5/5	0473560001	DEK 5/6	0468760001

RAIL MOUNTED TERMINAL BLOCKS: Z-SERIES