


W-Series
WMF 2.5

Weidmüller Interface GmbH & Co. KG
Klingenbergstraße 16
D-32758 Detmold
Germany
Fon: +49 5231 14-0
Fax: +49 5231 14-292083
www.weidmueller.com



Weidmüller's new WMF (Weidmüller Multi-Functional) line of terminal blocks provide a multi-functional solution for routing and distributing signals. This space-saving terminal combines all the necessary functionality into a single solution. It features an integrated shield connection and can be used with feed-through, fuse and disconnect functionality. The three cross-connection channels and wide variety of labelling options offer additional flexibility.

General ordering data

Type	WMF 2.5
Order No.	1143070000
Version	W-Series, Feed-through terminal, Rated cross-section: 2.5 mm ² , Screw connection
GTIN (EAN)	4032248926046
Qty.	50 pc(s).

W-Series
WMF 2.5

Weidmüller Interface GmbH & Co. KG
 Klingenbergstraße 16
 D-32758 Detmold
 Germany
 Fon: +49 5231 14-0
 Fax: +49 5231 14-292083
 www.weidmueller.com

Technical data**Dimensions and weights**

Width	5.08 mm	Width (inches)	0.2 inch
Height	88 mm	Height (inches)	3.465 inch
Depth	44.5 mm	Depth (inches)	1.752 inch
Depth including DIN rail	45 mm	Net weight	10.7 g

Temperatures

Continuous operating temp., min.	-50 °C	Continuous operating temp., max.	120 °C
----------------------------------	--------	----------------------------------	--------

Material data

Material	Wemid	Colour	Dark Beige
UL 94 flammability rating	V-0		

Rating data IECEx/ATEX

Certificate No. (ATEX)	DEMKO14ATEX1389U	Certificate No. (IECEX)	IECEXUL14.0097U
Max. voltage (ATEX)	500 V	Current (ATEX)	24 A
Wire cross section max. (ATEX)	2.5 mm ²	Max. voltage (IECEX)	500 V
Current (IECEX)	24 A	Wire cross section max. (IECEX)	2.5 mm ²

System specifications

Version	Screw connection, for plug-in cross-connector, One end without connector	Tightening torque (clamping screw for copper conductors)	0.5...0.6 Nm
End cover plate required	Yes	Number of levels	1
No. of clamping points per level	2	Number of potentials per tier	1
Mounting rail	TS 35		

Additional technical data

Open sides	right	Type of mounting	Snap-on
------------	-------	------------------	---------

CSA rating data

Certificate No. (CSA)	200039-1057876	Current size B (CSA)	26 A
Current size C (CSA)	26 A	Current size D (CSA)	5 A
Voltage size B (CSA)	600 V	Voltage size C (CSA)	600 V
Voltage size D (CSA)	600 V	Wire cross section max. (CSA)	12 AWG
Wire cross section min. (CSA)	26 AWG		

W-Series
WMF 2.5

Weidmüller Interface GmbH & Co. KG
 Klingenbergstraße 16
 D-32758 Detmold
 Germany
 Fon: +49 5231 14-0
 Fax: +49 5231 14-292083
 www.weidmueller.com

Technical data
Conductors for clamping (rated connection)

Blade size	0.6 x 3.5 mm	Clamping range, rated connection, max.	4 mm ²
Clamping range, rated connection, min.	0.5 mm ²	Clamping screw	M 3
Connection direction	on side	Cross-section for connected conductor, finely stranded with wire-end ferrules and plastic collars DIN 46228/4, rated connection, min.	0.5 mm ²
Gauge to IEC 60947-1	A3	Number of connections	2
Stripping length	10 mm	Tightening torque, max.	0.6 Nm
Tightening torque, min.	0.5 Nm	Type of connection	Screw connection
Wire connection cross section AWG, max.	AWG 12	Wire connection cross section AWG, min.	AWG 26
Wire connection cross section, finely stranded with wire-end ferrules DIN 46228/1, rated connection, max.	2.5 mm ²	Wire connection cross section, finely stranded with wire-end ferrules DIN 46228/1, rated connection, min.	0.5 mm ²
Wire connection cross section, finely stranded, max.	4 mm ²	Wire connection cross section, solid core max. rated connection	4 mm ²
Wire connection cross section, solid core, min. rated connection	0.5 mm ²	Wire connection cross section, stranded, rated connection, max.	4 mm ²
Wire connection cross section, stranded, rated connection, min.	1.5 mm ²	Wire connection cross-section, finely stranded with wire-end ferrules and plastic collars DIN 46228/4, rated connection, max.	2.5 mm ²
Wire connection cross-section, finely stranded, min.	0.5 mm ²		

Rating data

Rated cross-section	2.5 mm ²	Rated voltage	800 V
Rated current	24 A	Current at maximum wires	32 A
Volume resistance according to IEC 60947-7-x	1.33 mΩ	Rated impulse withstand voltage	8 kV
Pollution severity	3	Surge voltage category	III

UL rating data

Certificate No. (cURus)	E60693	Conductor size Factory wiring max. (cURus)	12 AWG
Conductor size Factory wiring min. (cURus)	26 AWG	Conductor size Field wiring max. (cURus)	12 AWG
Conductor size Field wiring min. (cURus)	26 AWG	Current size B (cURus)	20 A
Current size C (cURus)	20 A	Current size D (cURus)	5 A
Voltage size B (cURus)	600 V	Voltage size C (cURus)	600 V
Voltage size D (cURus)	600 V	Wire cross section max. (cURus)	12 AWG
Wire cross section min. (cURus)	26 AWG		

Classifications

ETIM 3.0	EC000897	ETIM 4.0	EC000897
ETIM 5.0	EC000897	ETIM 6.0	EC000897
eClass 6.2	27-14-11-20	eClass 7.1	27-14-11-20
eClass 8.1	27-14-11-20	eClass 9.0	27-14-11-20
eClass 9.1	27-14-11-20		

Data sheet**W-Series
WMF 2.5**

Weidmüller Interface GmbH & Co. KG
Klingenbergstraße 16
D-32758 Detmold
Germany
Fon: +49 5231 14-0
Fax: +49 5231 14-292083
www.weidmueller.com

Technical data**Approvals**

Approvals



ROHS

Conform

DownloadsApproval/Certificate/Document of
Conformity[DE_PT1001_20160418_883_ISSUE01.pdf](#)

Brochure/Catalogue

[CAT 1 TERM 16/17 EN](#)

Engineering Data

[EPLAN, WSCAD, Zuken E3.S](#)

User Documentation

[Beipackzettel_WMF.pdf](#)**Safety note**

Safety notice

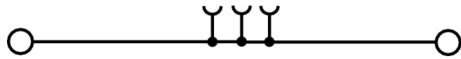
[Safety Information](#)

Data sheet

W-Series
WMF 2.5

Weidmüller Interface GmbH & Co. KG
Klingenbergstraße 16
D-32758 Detmold
Germany
Fon: +49 5231 14-0
Fax: +49 5231 14-292083
www.weidmueller.com

Drawings



**W-Series
WMF 2.5**

Weidmüller Interface GmbH & Co. KG
 Klingenbergstraße 16
 D-32758 Detmold
 Germany
 Fon: +49 5231 14-0
 Fax: +49 5231 14-292083
 www.weidmueller.com

Accessories

End plates




DCS marshalling

Our innovative PRV terminal blocks for DCS marshalling featuring a PUSH IN connection and our multifunctional DCS marshalling terminals featuring a screw connection (WMF) not only save space in the panel; they also guarantee more effective signal transmission in process control systems.

General ordering data

Type	Order No.	Version	GTIN (EAN)	Qty.
AP WMF2.5	1142990000	W-Series, End plate	4032248925889	50 pc(s).

Blank



WS markers are the perfect match for the W-series connectors. Thanks to their system compatibility, the WS tags can also be used with the I-series and the Z-series. The large marking surfaces do not only permit long character strings but also multi-line text. WS markers are ideal for labels with long, customised character strings. Thanks to the proven MultiCard format, printing with laser printer, PrintJet ADVANCED, plotter or MC-Mobilo is possible.

- Can be fitted in strips or individually
- Markers in proven MultiCard format

General ordering data

Type	Order No.	Version	GTIN (EAN)	Qty.
WS 10/5 M	1792000000	WS, Terminal marker, 10 x	4032248223862	720 pc(s).
MC NE WS		5 mm, Pitch in mm (P): 5.00 Weidmueller, Allen-Bradley, White		

ZQV 2.5N



Spring connection with tension clamp Technology

Tension clamp technology is a universal contact system for all common conductor connection types. Its fantastic level of flexibility makes the tension clamp a profitable alternative connection.

General ordering data

Type	Order No.	Version	GTIN (EAN)	Qty.
ZQV 2.5N/4	1693820000	Z-series, Cross-connector,	4008190883652	60 pc(s).
GE		24 A		


W-Series WMF 2.5

Weidmüller Interface GmbH & Co. KG
 Klingenbergstraße 16
 D-32758 Detmold
 Germany
 Fon: +49 5231 14-0
 Fax: +49 5231 14-292083
 www.weidmueller.com

Accessories

ZQV 2.5N/2 GE	1693800000	Z-series, Cross-connector, 24 A	4008190883621 60 pc(s).
ZQV 2.5N/10 GE	1693880000	Z-series, Cross-connector, 24 A	4008190883720 20 pc(s).
ZQV 2.5N/20 GE	1909000000	Z-series, Cross-connector, 24 A	4032248535613 20 pc(s).
ZQV 2.5N/3 GE	1693810000	Z-series, Cross-connector, 24 A	4008190883645 60 pc(s).

Blank



The Dekafix (DEK) marker is the universal marker for all conductor and plug-in connectors as well as for electronic sub-assemblies. The system is ideal for short number sequences and covers a wide range of ready-printed markers.

Strips for fast installation in only one work step. The printing is easy to read, rich in contrast and available in various widths.

- Large range of ready-to-use markers
- Strips for fast installation
- Terminal markers, suitable for all Weidmüller cable connectors
- Available as blank MultiCard or with standard printing

General ordering data

Type	Order No.	Version	GTIN (EAN)	Qty.
DEK 5/5 MC NE WS	1609801044	Dekafix, Terminal marker, 5 x 5 mm, Pitch in mm (P): 5.00 Weidmueller, White	4008190397111	1,000 pc(s).

End brackets



Klippon® Connect with clamping yoke Technology

The high reliability and variety of designs of the terminal blocks with clamping yoke connections make planning easier and optimises operational safety. Klippon® Connect provides a proven response to a range of different requirements.

General ordering data

Type	Order No.	Version	GTIN (EAN)	Qty.
WEW 35/2	1061200000	W-Series, End bracket	4008190030230	100 pc(s).

Data sheet**W-Series
WMF 2.5**

Weidmüller Interface GmbH & Co. KG
Klingenbergstraße 16
D-32758 Detmold
Germany
Fon: +49 5231 14-0
Fax: +49 5231 14-292083
www.weidmueller.com

Accessories**Tools**

Tools for removing the sheathing of uncut power cables and outgoing feeders, plus screwdrivers for installing FieldPower components.

General ordering data

Type	Order No.	Version	GTIN (EAN)	Qty.
SDS 0.6X3.5X100	9008330000	Screwdriver, Blade width (B): 3.5 mm, Blade length: 100 mm, Blade thickness (A): 0.6 mm	4032248056286	1 pc(s).