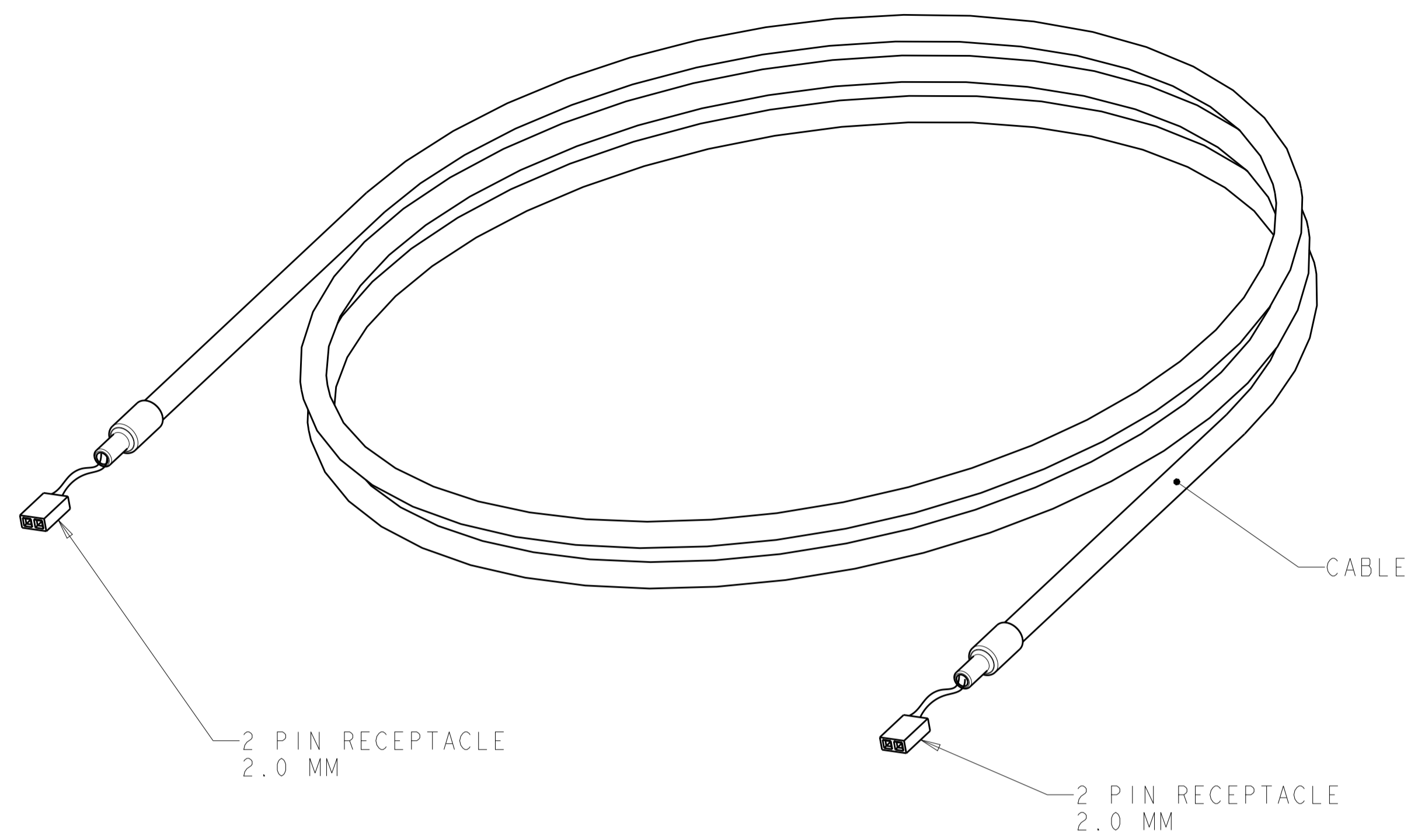
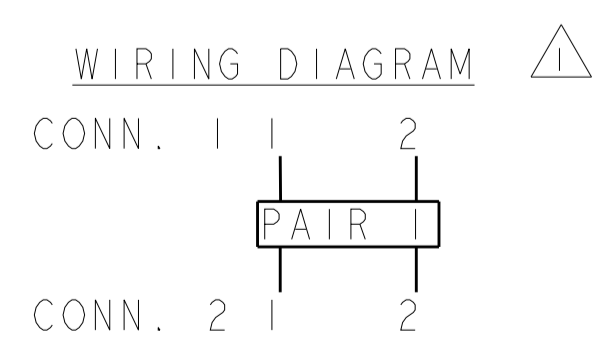
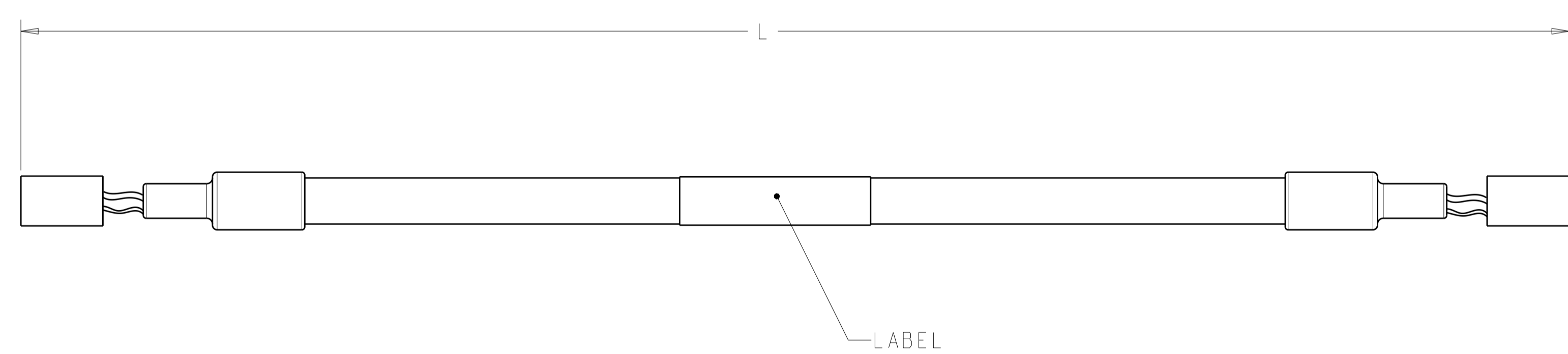
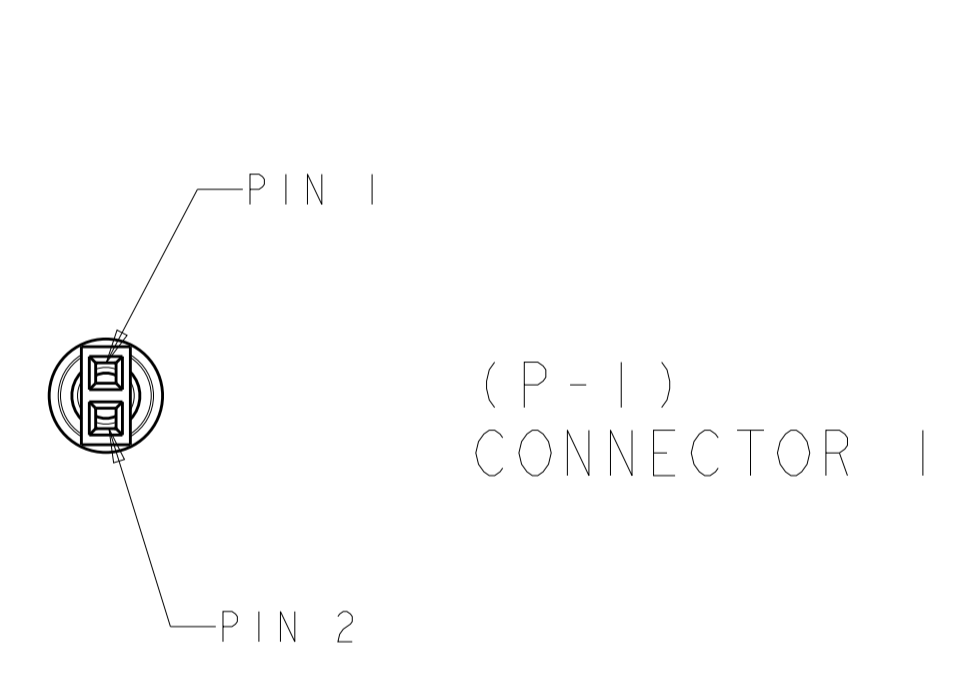


LOC		DIST		REVISIONS			
P	LTN	DESCRIPTION	DATE	DWN	APVD		
C		ECO-13-011570	17JUL2013	JM	RA		



⚠ CABLE ASSEMBLY SHALL BE WIRED PER WIRING DIAGRAM.
 ⚠ DIMENSIONS ARE MAXIMUM.



OBSELETE	100	30632.4 [1206.00]	9-1499690-9
OBSELETE	75	23012.4 [906.00]	7-1499690-5
OBSELETE	50	15392.4 [606.00]	5-1499690-0
OBSELETE	25	7772.4 [306.00]	2-1499690-5
OBSELETE	14	4419.6 [174.00]	1-1499690-4
	10	3200.4 [126.00]	1-1499690-0
	7	2286.0 [90.00]	1499690-7
OBSELETE	4	1371.6 [54.00]	1499690-4
	FEET	L	PART NO.

THIS DRAWING IS A CONTROLLED DOCUMENT.

DWN: G. GARRETT 06OCT2005
 CHK: M. DELPHIAS 06OCT2005
 APVD: M. DELPHIAS 06OCT2005

STE TE Connectivity

NAME: AMPTRAC I/O CABLE TO PCB
 2 POSITION, NON-PLENUM

SIZE: A1 CAGE CODE: 1499690 DRAWING NO: 100779

MATERIAL: - FINISH: - WEIGHT: -

Customer Drawing SCALE: NTS SHEET 1 OF 1 REV C